

## 2023, HİTİT BİLGİSAYAR HİZMETLERİ A.Ş. GHG Protocol Greenhouse Gas Inventory Report

This report provides essential information and guidance to support the verification of greenhouse gas inventories. It is compliant with the GHG Protocol standard and is customized by facility, timeframe, scope and subcategories selected.

### AUDIT READY REPORT

Reported by	Hülya Yıldırım
Standard	GHG Protocol
Scope	Custom
Facility	The Netherlands Office, Hitit Ankara Office, Pakistan Office, Hitit Headquarter, Hitit Turkey Office, Hitit SAAS
Period	2023-01-01 - 2023-12-31
Creation Date	2026-05-07 08:45 (UTC)
Description	

#### About Carbondeck:

Carbondeck is dedicated to helping businesses achieve their sustainability goals through accurate and insightful carbon emission tracking and analysis. Visit our website [www.carbondeck.io](http://www.carbondeck.io) to learn more about our services and solutions.

## Table of Contents

<b>1. Introduction &amp; Scope</b> .....	1
1.1 Introduction .....	1
1.2 Scope .....	1
<b>2. Company Information</b> .....	1
2.1 About The Company .....	1
2.2 Other Company Information .....	1
<b>3. Roles and Responsibilities</b> .....	2
<b>4. Organizational and Operational Boundaries</b> .....	2
4.1 Organizational Boundaries .....	2
4.2 Operational Boundaries .....	3
<b>5. Greenhouse Gas Calculation Methodology</b> .....	3
<b>6. Summary of Results</b> .....	6
<b>7. Calculation Table</b> .....	7
<b>8. Properties of Fuel</b> .....	49
<b>9. Uncertainty Table</b> .....	50
<b>10. Emission Factors Table</b> .....	53
<b>11. ANNEX-1: Emission Calculation and Uncertainty Assessment Methodology</b> .....	56
<b>12. References</b> .....	61



## 1. INTRODUCTION & SCOPE

### 1.1 INTRODUCTION

This Greenhouse Gas (GHG) Inventory Report has been prepared in accordance with the **Greenhouse Gas Protocol Corporate Accounting and Reporting Standard (Revised Edition)**. Developed by the World Resources Institute (WRI) and the World Business Council for Sustainable Development (WBCSD), this standard provides a comprehensive framework for quantifying and reporting greenhouse gas emissions at the corporate level. The purpose of this report is to present a detailed and transparent account of our organization's GHG emissions, adhering to the methodologies and guidelines established by the GHG Protocol. This report serves as a tool for internal management and external stakeholders to evaluate our GHG performance and monitor progress towards our emissions reduction objectives.

### 1.2 SCOPE

This report covers the GHG emissions and removals for **HİTİT BİLGİSAYAR HİZMETLERİ A.Ş.** for the period from **2023-01-01** to **2023-12-31**. The report includes organizational boundaries, operational boundaries (Scope 1, Scope 2 and Scope 3 emissions), base year selection, and geographic coverage.



## 2. COMPANY INFORMATION

### 2.1 ABOUT THE COMPANY

### 2.2 OTHER COMPANY INFORMATION




Address	Reşitpaşa Mah. Katar Cad. No:4/1 Arı Teknokent 2 İç Kapı No:601 34469
City	Istanbul
Country	Turkiye
Industry	Services
Turnover	25,646,210 USD
Employee Count	428



### 3. ROLES AND RESPONSIBILITIES

This section includes overall and specific responsibilities for preparing and producing the report.

**Table: Team Members Facilities and Their Roles**

Team Member	Facility	Responsibility
 Şevval Kurtuluş	All Facilities	Project Manager
 Türkan Kartal	All Facilities	Project Manager
 Hülya Yıldırım	All Facilities	Project Manager
 Sevgi Karaman	All Facilities	Project Manager

**Platform Manager → GHG Officer(s) (GHGO)/ GHG Manager (GHGM):**

Responsibilities include coordinating the management system of the GHG emissions inventory and overseeing other officers and monitoring appropriate actions. Also, responsible for coordinating the verification and audit process.

**Project Manager → Data Collection Officer (DCO)/ Data Collection Manager (DCM):**

Responsibilities include, managing, and recording all data used to estimate the greenhouse gas emissions inventory ensuring that all data reported is complete and complies with the specified data collection standards and quality assurance procedures; and confirming that all data collection standards and quality assurance procedures; and confirming that all data collection procedures in this document comply with the relevant standards.

**Product Specialist → Compliance Officer (CO)/ Data Collection Officer (DCO):**

Responsibilities include ensuring that the emissions inventory model complies with the methodologies described in this document.



### 4. ORGANIZATIONAL AND OPERATIONAL BOUNDARIES

#### 4.1 ORGANIZATIONAL BOUNDARIES

## Organizational Boundaries - Consolidation

The organizational boundaries of this report have been established based on the operational control approach, ensuring that all relevant GHG emission sources within the operational control of HİTİT BİLGİSAYAR HİZMETLERİ A.Ş. are included.

## Facilities and Address Information

Facility name	Type	Country	City	Address
The Netherlands Office	Office	Netherlands	SchipolRijk	Amsterdam Schiphol Airport The Base B Building, Evert van de Beekstraat 1 1118CL Schiphol, The Netherlands
Hitit Ankara Office	Office	Turkiye	Polatli	Kızılırmak Mh. Dumlupınar Bulvarı 9/ A No:292 Çankaya/ ANKARA
Pakistan Office	Office	Pakistan	Karachi	The Forum Khayaban-e-Jami Clifton,Karachi Pakistan
Hitit Headquarter	Headquarter	Turkiye	Istanbul	Reşitpaşa Mah. Katar Cad. No:4/1 Arı Teknokent 2 İç Kapı No:601 34469
Hitit Turkey Office	Office	Turkiye	Istanbul	Reşitpaşa, 34467 Sarıyer/İstanbul
Hitit SAAS	Office	Turkiye	Istanbul	Halaskargazi Mah. Halaskargazi Cad.No:38-66E İç Kapı No:215 ŞİŞLİ /İSTANBUL

## 4.2 OPERATIONAL BOUNDARIES

The inventory accounts for direct (Scope 1) GHG emissions, indirect (Scope 2) GHG emissions, selected Scope 3 emissions relevant to our operations. Specifically;

### Scope 1

Direct emissions from sources owned or controlled by the organization, including but not limited to fuel combustion in company-owned vehicles and stationary sources, process emissions, and fugitive emissions.

### Scope 2

Indirect emissions from the generation of purchased electricity, steam, heating, and cooling consumed by the organization.

### Scope 3

Purchased Goods and Services, Capital Goods, Fuel and Energy Related Activities, Upstream Transportation and Distribution, Waste Generated in Operations, Business Travel, Employee Commuting and Use of Sold Products.



## 5. GREENHOUSE GAS CALCULATION METHODOLOGY

### **Applied Standard**

The inventory report is prepared in accordance with the Greenhouse Gas Protocol Corporate Accounting and Reporting Standard (Revised Edition), developed by the World Resources Institute (WRI) and the World Business Council for Sustainable Development (WBCSD). This standard provides a comprehensive framework for organizations to measure and report their greenhouse gas emissions and removals at the corporate level.

### **Allocations**

No data allocation has been made.

### **Carbon Emission from Biomass Burning**

None

### **Procedure**

Presented in the company's Greenhouse Gas Emission Determination and Evaluation Procedure.

#### **2.1 General Procedure**

1. At the beginning of each reporting year, task distribution and job descriptions are made by the Platform Manager.
2. This document is recorded and implemented by the Product Manager.
3. The training needs of Product Managers and Product Specialists are checked by the Platform Manager and, if necessary, external GHG training is procured.
4. Training for first-time appointees is completed by Product Managers in the first month of the reporting year.
5. The procedures outlined in this document are followed precisely when preparing the Greenhouse Gas Inventory Report.
6. Greenhouse Gas Inventory reporting and calculation are performed by the Product Manager, who selects the appropriate ISO 14064-1 and GHG Protocol standards for the calculation.
7. Platform and Product Managers review, and update emission factors and other model parameters as needed for GHG Inventory reporting and calculation.
8. The data required for Greenhouse Gas Inventory reporting and calculation is collected by the Product Specialist. After the data is collected, it is used in greenhouse gas calculations.
9. All measurements belonging to the factory are checked regularly by the Product Specialist. The checks are updated by recording them in the measurement tracking table.
10. The emissions inventory is created by the Product Manager using the calculation procedures described in this document.
11. Results are documented and all relevant information is recorded.
12. The accuracy of the greenhouse gas emission calculations and the prepared Greenhouse Gas Inventory report is checked each year by the Product Manager through internal audits.
13. The methodology used for selecting Emission Factors is specified in the Greenhouse Gas Inventory Report.
14. Based on the results of the greenhouse gas emissions calculation, deficiencies and areas for improvement are identified, and necessary actions are taken to enhance the processes. All processes are reviewed annually through internal audits.

### **Calculation Method**

Presented in calculation table.

### Applied Global Warming Potential

GWP values used in the calculation, as well as their source. If the GWP values are not taken from the latest IPCC report, include the emissions factors or the database reference used in the calculation, as well as their source. IPCC's AR methods are presented below. The AR methods utilized in calculation are presented in calculation table.

	CO <sub>2</sub>	CH <sub>4</sub>	N <sub>2</sub> O
AR4	1	25	298
AR5	1	28	265
AR6	1	27.9	273

### Calculation Formula

$$\text{Greenhouse Gas Emission Amount (CO}_2\text{e)} = \text{Consumption Amount} \times \text{Emission Factor}$$

### Summary of methods for calculating emissions from purchased goods and services

The calculation method used in this report to calculate emissions from purchased goods and services is in line with the GHG Protocol's [spend-based/average-data] method.

- **Average-data method** – estimates emissions for goods and services by collecting data on the mass (e.g., kilograms or pounds), or other relevant units of goods or services purchased and multiplying by the relevant secondary (e.g., industry average) emission factors (e.g., average emissions per unit of good or service).
- **Spend-based method** – estimates emissions for goods and services by collecting data on the economic value of goods and services purchased and multiplying it by relevant secondary (e.g., industry average) emission factors (e.g., average emissions per monetary value of goods).

### Reporting Method

The greenhouse gas inventory was developed in accordance with the GHG Protocol Corporate Accounting and Reporting Standard. Data collection and calculation methods are based on the methodologies provided by the **Intergovernmental Panel on Climate Change (IPCC) Guidelines for National Greenhouse Gas Inventories**.

To ensure the accuracy and reliability of our GHG emissions data, we have utilized a tiered approach similar to the one outlined by the IPCC.

The tiers represent different levels of methodological complexity and data accuracy:

- **Tier 1:** Basic methods using default emission factors and generalized activity data, representing the lowest level of data quality.
- **Tier 2:** Intermediate methods utilizing country-specific or technology-specific emission factors and more detailed activity data relevant to our operations.
- **Tier 3:** Advanced methods involving direct measurements, continuous emissions monitoring systems, and organization-specific emission factors, providing the highest level of data quality.

### Prioritization Analysis

In this report, in scope 1, fugitive emissions from fire extinguishers and refrigerants have been excluded from the scope due to the complexity of data collection and their anticipated minor contribution relative to other emission sources.

Additionally, the Scope 3 categories listed below have been excluded due to the complexity of data collection and their limited relevance to the firm's operations.

- **3.8** Upstream Leased Assets
- **3.9** Downstream Transportation and Distribution
- **3.10** Processing of Sold Products
- **3.12** End-of-Life Treatment of Sold Products
- **3.13** Downstream Leased Assets
- **3.14** Franchises
- **3.15** Investments



## 6. SUMMARY OF RESULTS

Emissions summary by scope for this calculation period is given in the table below. Emissions of the respective period in the base year are given in the table for comparison purposes.

SCOPE	Calculation Period Emissions (tCO <sub>2</sub> e)	Base Year (2022) Emissions (tCO <sub>2</sub> e)	Change in Emissions (%)
Scope 1	15.94	15.63	2.01
Scope 2	111.58	74.67	49.42
Scope 3	830.6	834.61	-0.48



## 7. CALCULATION TABLE

### SCOPE 1

#### 1.1 Stationary Combustion

Facility	Emission Source	Activity Data	Start Date	End Date	EF Reference	EF Year	Tier Quality	AR	tCO <sub>2</sub>	tCH <sub>4</sub>	tN <sub>2</sub> O	tCO <sub>2</sub> e	Description
Hitit Headquarter	Doğal Gaz (HİTİT BİLGİSAYAR HİZMETLERİ A.Ş.)	1,427.14778325 m3	2023-01-01	2023-12-31	IPCC	2006	Tier 1	AR6	0	0	0	2.76633359	Emirgan Office
The Netherlands Office	Doğal Gaz (HİTİT BİLGİSAYAR HİZMETLERİ A.Ş.)	3.620795 m3	2023-01-01	2023-12-31	IPCC	2006	Tier 1	AR6	0	0	0	0.00701842	Netherlands Natural Gas Consumption

## 1.2 Mobile Combustion

Facility	Emission Source	Activity Data	Start Date	End Date	EF Reference	EF Year	Tier Quality	AR	tCO <sub>2</sub>	tCH <sub>4</sub>	tN <sub>2</sub> O	tCO <sub>2</sub> e	Description
Hitit Headquarter	Benzin - Katalitik Oksidasyon (HİTİT BİLGİSAYAR HİZMETLERİ A.Ş.)	1,189.62 L	2023-01-01	2023-12-31	IPCC	2006	Tier 1	AR6	0	0	0	2.79592312	Gasoline Consumption

#### 1.4 Fugitive Emissions

Facility	Emission Source	Activity Data	Start Date	End Date	EF Reference	EF Year	Tier Quality	AR	tCO <sub>2</sub>	tCH <sub>4</sub>	tN <sub>2</sub> O	tCO <sub>2</sub> e	Description
Pakistan Office	Carbon dioxide	3.12 kg	2023-01-01	2023-12-31	IPCC	2006	Tier 1	AR6	0	0	0	0.00312	Pakistan Fire extinguisher
Pakistan Office	R-410A	4.5 kg	2023-01-01	2023-12-31	IPCC	2006	Tier 1	AR6	0	0	0	10.14975	Pakistan refrigerant
Hitit Headquarter	Carbon dioxide	0.2 kg	2023-01-01	2023-12-31	IPCC	2006	Tier 1	AR6	0	0	0	0.0002	fire extinguisher-ARI2
Hitit Headquarter	R-407C	0.022 kg	2023-01-01	2023-12-31	IPCC	2006	Tier 1	AR6	0	0	0	0.04197446	airconditioner-ARI2
Hitit Headquarter	R-410A	0.078 kg	2023-01-01	2023-12-31	IPCC	2006	Tier 1	AR6	0	0	0	0.175929	airconditioner-ARI2

## SCOPE 2

### 2.1 Electricity

Facility	Emission Source	Activity Data	Start Date	End Date	EF Reference	EF Year	Tier Quality	AR	tCO <sub>2</sub>	tCH <sub>4</sub>	tN <sub>2</sub> O	tCO <sub>2</sub> e	Description
Pakistan Office	Electricity Generation - energy_generation <b>Location Based</b>	16,469.65066683 kWh	2023-01-01	2023-12-31	Türkiye National Inventory	2021	Tier 2	AR6	0	0	0	7.23017664	Pakistan Elektric Comsumption
	Electricity Generation - energy_generation <b>Market Based</b>	16,469.65066683 kWh	2023-01-01	2023-12-31	Türkiye National Inventory	2021	Tier 2	AR6	0	0	0	7.23017664	Pakistan Elektric Comsumption
	Covered by REC 0 (kgCO <sub>2</sub> e/kWh)	0 kWh							0	0	0	0	
Hitit Headquarter	Electricity generated <b>Location Based</b>	4,770.73596282 kWh	2023-01-01	2023-12-31	Türkiye Ulusal Envanter	2021	Tier 1	AR5	0	0	0	2.09435309	Emirgan Office Electric consumption
	Electricity generated <b>Market Based</b>	4,770.73596282 kWh	2023-01-01	2023-12-31	Türkiye Ulusal Envanter	2021	Tier 1	AR5	0	0	0	2.09435309	Emirgan Office Electric consumption
	Covered by REC 0 (kgCO <sub>2</sub> e/kWh)	0 kWh							0	0	0	0	
Hitit Headquarter	Electricity generated <b>Location Based</b>	95,014 kWh	2023-01-01	2023-12-31	Türkiye Ulusal Envanter	2021	Tier 1	AR5	0	0	0	41.711146	ARI2 Office Electric consumption
	Electricity generated <b>Market Based</b>	95,014 kWh	2023-01-01	2023-12-31	Türkiye Ulusal Envanter	2021	Tier 1	AR5	0	0	0	41.711146	ARI2 Office Electric consumption
	Covered by REC 0 (kgCO <sub>2</sub> e/kWh)	0 kWh							0	0	0	0	
The Netherlands Office	Electricity Generation - energy_generation <b>Location Based</b>	1,325.8064 kWh	2023-01-01	2023-12-31	Türkiye National Inventory	2021	Tier 2	AR6	0	0	0	0.58202901	
	Electricity Generation - energy_generation <b>Market Based</b>	1,325.8064 kWh	2023-01-01	2023-12-31	Türkiye National Inventory	2021	Tier 2	AR6	0	0	0	0.58202901	
	Covered by REC 0 (kgCO <sub>2</sub> e/kWh)	0 kWh							0	0	0	0	

## 2.2 Steam, Heat and Cooling

Facility	Emission Source	Activity Data	Start Date	End Date	EF Reference	EF Year	Tier Quality	AR	tCO <sub>2</sub>	tCH <sub>4</sub>	tN <sub>2</sub> O	tCO <sub>2</sub> e	Description
Hitit Headquarter	Teknokent Office (natural gas) (HİTİT BİLGİSAYAR HİZMETLERİ A.Ş.)	283,463.26832271 kWh	2023-01-01	2023-12-31	Firma'ya Özel	2023	Tier 1	AR6	0	0	0	57.3045669	Teknokent Office (natural gas)
Hitit Headquarter	Teknokent Office (diesel) (HİTİT BİLGİSAYAR HİZMETLERİ A.Ş.)	9,913.889682 kWh	2023-01-01	2023-12-31	Firma'ya Özel	2023	Tier 1	AR6	0	0	0	2.65346227	Teknokent Office (diesel)

### SCOPE 3

#### 3.1 Purchased Goods and Services

Facility	Emission Source	Activity Data	Start Date	End Date	EF Reference	EF Year	Tier Quality	AR	tCO <sub>2</sub>	tCH <sub>4</sub>	tN <sub>2</sub> O	tCO <sub>2</sub> e	Description
Pakistan Office	Water supply	156.9391716 m3	2023-01-01	2023-12-31	Defra	2023	Tier 1	AR5	0	0	0	0.02772873	
Hitit Headquarter	Water supply	1,323.44896897 m3	2023-01-01	2023-12-31	Defra	2023	Tier 1	AR5	0	0	0	0.23383298	
Hitit Headquarter	Ofis Satın Alımları (HİTİT BİLGİSAYAR HİZMETLERİ A.Ş.)	2,227.89258635 USD	2023-01-01	2023-12-31	EPA	2022	Tier 1	AR5	0	0	0	0.07619637	Office Purchases (stationery other than paper)
Hitit Headquarter	Ofis Satın Alımları (kağıt) (HİTİT BİLGİSAYAR HİZMETLERİ A.Ş.)	2,265.9873631 USD	2023-01-01	2023-12-31	EPA	2022	Tier 1	AR5	0	0	0	0.89405118	Office Purchases (paper)
Hitit Headquarter	Veri Merkezi Hizmeti (HİTİT BİLGİSAYAR HİZMETLERİ A.Ş.)	24,095.8 kWh	2023-01-01	2023-12-31	Türkiye National Inventory	2021	Tier 2	AR5	0	0	0	10.5780562	Data Center (işnet) - Elektrik
Hitit Headquarter	Bulut Hizmeti - Belçika Google (HİTİT BİLGİSAYAR HİZMETLERİ A.Ş.)	77,844.31137725 kWh	2023-01-01	2023-12-31	EEA	2020	Tier 1	AR5	0	0	0	13	Cloud servis (Google)
Hitit Headquarter	Water supply	72 m3	2023-01-01	2023-12-31	Defra	2023	Tier 1	AR5	0	0	0	0.01272129	Emirgan
Hitit Headquarter	Veri Merkezi Hizmeti (HİTİT BİLGİSAYAR HİZMETLERİ A.Ş.)	477,000 kWh	2023-01-01	2023-12-31	Türkiye National Inventory	2021	Tier 2	AR5	0	0	0	209.403	Data Center (Verizon) - Elektrik
Hitit Headquarter	Bulut Hizmeti - Almanya IBM (HİTİT BİLGİSAYAR HİZMETLERİ A.Ş.)	76,942.5477707 kWh	2023-01-01	2023-12-31	EEA	2020	Tier 1	AR5	0	0	0	24.15996	Cloud servis (IBM)

### 3.2 Capital Goods

Facility	Emission Source	Activity Data	Start Date	End Date	EF Reference	EF Year	Tier Quality	AR	tCO <sub>2</sub>	tCH <sub>4</sub>	tN <sub>2</sub> O	tCO <sub>2</sub> e	Description
Hitit Headquarter	Electrical items - IT Primary material production	171.348 kg	2023-01-01	2023-12-31	Defra	2023	Tier 1	AR5	0	0	0	4.26064951	Capital Goods

### 3.3 Fuel and Energy Related Activities

Facility	Emission Source	Activity Data	Start Date	End Date	EF Reference	EF Year	Tier Quality	AR	tCO <sub>2</sub>	tCH <sub>4</sub>	tN <sub>2</sub> O	tCO <sub>2</sub> e	Description
Pakistan Office	Elektric transmission and distribution (HİTİT BİLGİSAYAR HİZMETLERİ A.Ş.)	16,469.65066683 kWh	2023-01-01	2023-12-31	Türkiye Ulusal Envanter	2023	Tier 2	AR5	0	0	0	0.86328309	
Pakistan Office	WTT- Electricity (generation) Turkey	16,469.65066683 kWh	2023-01-01	2023-12-31	Defra	2021	Tier 2	AR5	0	0	0	1.6907004	
Pakistan Office	WTT- overseas electricity (T&D) Turkey	16,469.65066683 kWh	2023-01-01	2023-12-31	Defra	2021	Tier 2	AR5	0	0	0	0.20980019	
Hitit Headquarter	WTT - Liquid fuels Diesel (average biofuel blend)	1,000 L	2023-01-01	2023-12-31	Defra	2023	Tier 1	AR5	0	0	0	0.61101	
Hitit Headquarter	WTT - Liquid fuels Petrol (average biofuel blend)	1,153.39 L	2023-01-01	2023-12-31	Defra	2023	Tier 1	AR5	0	0	0	0.67005039	
Hitit Headquarter	WTT - Gaseous fuels Natural gas (100% mineral blend)	30,955 m3	2023-01-01	2023-12-31	Defra	2023	Tier 1	AR5	0	0	0	10.419453	
Hitit Headquarter	Elektric transmission and distribution (HİTİT BİLGİSAYAR HİZMETLERİ A.Ş.)	99,784.73596282 kWh	2023-01-01	2023-12-31	Türkiye Ulusal Envanter	2023	Tier 2	AR5	0	0	0	5.23037659	
Hitit Headquarter	WTT- Electricity (generation) Turkey	99,784.73596282 kWh	2023-01-01	2023-12-31	Defra	2021	Tier 2	AR5	0	0	0	10.24345305	
Hitit Headquarter	WTT- overseas electricity (T&D) Turkey	99,784.73596282 kWh	2023-01-01	2023-12-31	Defra	2021	Tier 2	AR5	0	0	0	1.27111723	
The Netherlands Office	WTT- overseas electricity (T&D) Turkey	1,325.8064 kWh	2023-01-01	2023-12-31	Defra	2021	Tier 2	AR5	0	0	0	0.01688891	
The Netherlands Office	WTT- Electricity (generation) Turkey	1,325.8064 kWh	2023-01-01	2023-12-31	Defra	2021	Tier 2	AR5	0	0	0	0.13610133	
The Netherlands Office	WTT - Gaseous fuels Natural gas (100% mineral blend)	3.620795 m3	2023-01-01	2023-12-31	Defra	2023	Tier 1	AR5	0	0	0	0.00121876	
The Netherlands Office	Elektric transmission and distribution (HİTİT BİLGİSAYAR HİZMETLERİ A.Ş.)	1,325.8064 kWh	2023-01-01	2023-12-31	Türkiye Ulusal Envanter	2023	Tier 2	AR5	0	0	0	0.06949426	

### 3.4 Upstream Transportation and Distribution

Facility	Emission Source	Activity Data	Start Date	End Date	EF Reference	EF Year	Tier Quality	AR	tCO <sub>2</sub>	tCH <sub>4</sub>	tN <sub>2</sub> O	tCO <sub>2</sub> e	Description
Hitit Headquarter	HGV - All rigids - Average Laden Good Purchased Transport (HİTİT BİLGİSAYAR HİZMETLERİ A.Ş.)	151.7 tonne.km	2023-01-01	2023-12-31	Defra	2021	Tier 1	AR5	0	0	0	0.03494708	Good Purchased Transport.xlsx (41 trip(s))
Hitit Headquarter	HGV - All rigids - Average Laden Capital Goods Transport (HİTİT BİLGİSAYAR HİZMETLERİ A.Ş.)	2.9083415 tonne.km	2023-01-01	2023-12-31	Defra	2021	Tier 1	AR5	0	0	0	0.0016727	Capital Goods Transport.xlsx (47 trip(s))
Hitit Headquarter	HGV - All rigids - Average Laden Good Purchased Transport (HİTİT BİLGİSAYAR HİZMETLERİ A.Ş.)	412.04900901 tonne.km	2023-01-01	2023-12-31	Defra	2021	Tier 1	AR5	0	0	0	0.09492359	Waste Transport.xlsx (3 trip(s))

### 3.5 Waste Generated in Operations

Facility	Emission Source	Activity Data	Start Date	End Date	EF Reference	EF Year	Tier Quality	AR	tCO <sub>2</sub>	tCH <sub>4</sub>	tN <sub>2</sub> O	tCO <sub>2</sub> e	Description
Pakistan Office	Water treatment	141.24525444 m3	2023-01-01	2023-12-31	Defra	2023	Tier 1	AR5	0	0	0	0.02843525	
Hitit Headquarter	Plastic Plastics: average plastics Closed-loop	1,936.11611612 kg	2023-01-01	2023-12-31	Defra	2023	Tier 1	AR5	0	0	0	0.04120211	
Hitit Headquarter	Electrical items Batteries Open-loop	52.43243243 kg	2023-01-01	2023-12-31	Defra	2023	Tier 1	AR5	0	0	0	0.0011158	
Hitit Headquarter	Water treatment	1,191.10407207 m3	2023-01-01	2023-12-31	Defra	2023	Tier 1	AR5	0	0	0	0.23979104	
Hitit Headquarter	Paper Paper and board: mixed Closed-loop	1,281.68168168 kg	2023-01-01	2023-12-31	Defra	2023	Tier 1	AR5	0	0	0	0.02727522	
Hitit Headquarter	Water treatment	64.8 m3	2023-01-01	2023-12-31	Defra	2023	Tier 1	AR5	0	0	0	0.01304543	Emirgan

### 3.6 Business Travel

Facility	Emission Source	Activity Data	Start Date	End Date	EF Reference	EF Year	Tier Quality	AR	tCO <sub>2</sub>	tCH <sub>4</sub>	tN <sub>2</sub> O	tCO <sub>2</sub> e	Description
Hitit Headquarter	Air Travel International, to/from non-UK Economy class With RF	6,424.52450877 passenger.km	2023-01-01	2023-12-31	Defra	2025	Tier 1	AR5	0	0	0	0.7013011	
Hitit Headquarter	Air Travel International, to/from non-UK Economy class With RF	6,424.52450877 passenger.km	2023-01-01	2023-12-31	Defra	2025	Tier 1	AR5	0	0	0	0.7013011	
Hitit Headquarter	Air Travel International, to/from non-UK Economy class With RF	1,507.49268475 passenger.km	2023-01-01	2023-12-31	Defra	2025	Tier 1	AR5	0	0	0	0.1645579	
Hitit Headquarter	Air Travel International, to/from non-UK Economy class With RF	1,838.74495331 passenger.km	2023-01-01	2023-12-31	Defra	2025	Tier 1	AR5	0	0	0	0.2007174	
Hitit Headquarter	Air Travel International, to/from non-UK Economy class With RF	3,591.96788565 passenger.km	2023-01-01	2023-12-31	Defra	2025	Tier 1	AR5	0	0	0	0.39209921	
Hitit Headquarter	Air Travel International, to/from non-UK Economy class With RF	9,212.49699359 passenger.km	2023-01-01	2023-12-31	Defra	2025	Tier 1	AR5	0	0	0	1.00563617	
Hitit Headquarter	Air Travel International, to/from non-UK Economy class With RF	10,610.75793752 passenger.km	2023-01-01	2023-12-31	Defra	2025	Tier 1	AR5	0	0	0	1.15827034	
Hitit Headquarter	Air Travel International, to/from non-UK Economy class With RF	753.74634237 passenger.km	2023-01-01	2023-12-31	Defra	2025	Tier 1	AR5	0	0	0	0.08227895	
Hitit Headquarter	Air Travel International, to/from non-UK Economy class With RF	10,918.99531185 passenger.km	2023-01-01	2023-12-31	Defra	2025	Tier 1	AR5	0	0	0	1.19191753	
Hitit Headquarter	Air Travel International, to/from non-UK Economy class With RF	10,918.99531185 passenger.km	2023-01-01	2023-12-31	Defra	2025	Tier 1	AR5	0	0	0	1.19191753	
Hitit Headquarter	Air Travel International, to/from non-UK Economy class With RF	1,507.49268475 passenger.km	2023-01-01	2023-12-31	Defra	2025	Tier 1	AR5	0	0	0	0.1645579	
Hitit Headquarter	Air Travel International, to/from non-UK Economy class With RF	9,973.78094165 passenger.km	2023-01-01	2023-12-31	Defra	2025	Tier 1	AR5	0	0	0	1.08873793	
Hitit Headquarter	Air Travel International, to/from non-UK Economy class With RF	1,887.16125755 passenger.km	2023-01-01	2023-12-31	Defra	2025	Tier 1	AR5	0	0	0	0.20600252	

Facility	Emission Source	Activity Data	Start Date	End Date	EF Reference	EF Year	Tier Quality	AR	tCO <sub>2</sub>	tCH <sub>4</sub>	tN <sub>2</sub> O	tCO <sub>2</sub> e	Description
Hitit Headquarter	Air Travel International, to/from non-UK Economy class With RF	6,056.67202254 passenger.km	2023-01-01	2023-12-31	Defra	2025	Tier 1	AR5	0	0	0	0.66114632	
Hitit Headquarter	Air Travel International, to/from non-UK Economy class With RF	9,212.49699359 passenger.km	2023-01-01	2023-12-31	Defra	2025	Tier 1	AR5	0	0	0	1.00563617	
Hitit Headquarter	Air Travel International, to/from non-UK Economy class With RF	1,880.72176795 passenger.km	2023-01-01	2023-12-31	Defra	2025	Tier 1	AR5	0	0	0	0.20529959	
Hitit Headquarter	Air Travel International, to/from non-UK Economy class With RF	1,242.76969595 passenger.km	2023-01-01	2023-12-31	Defra	2025	Tier 1	AR5	0	0	0	0.13566074	
Hitit Headquarter	Air Travel International, to/from non-UK Economy class With RF	3,044.57218763 passenger.km	2023-01-01	2023-12-31	Defra	2025	Tier 1	AR5	0	0	0	0.3323455	
Hitit Headquarter	Air Travel International, to/from non-UK Economy class With RF	7,299.47557058 passenger.km	2023-01-01	2023-12-31	Defra	2025	Tier 1	AR5	0	0	0	0.79681075	
Hitit Headquarter	Air Travel International, to/from non-UK Economy class With RF	1,837.36289644 passenger.km	2023-01-01	2023-12-31	Defra	2025	Tier 1	AR5	0	0	0	0.20056653	
Hitit Headquarter	Air Travel International, to/from non-UK Economy class With RF	1,837.36289644 passenger.km	2023-01-01	2023-12-31	Defra	2025	Tier 1	AR5	0	0	0	0.20056653	
Hitit Headquarter	Air Travel International, to/from non-UK Economy class With RF	2,649.13811349 passenger.km	2023-01-01	2023-12-31	Defra	2025	Tier 1	AR5	0	0	0	0.28917992	
Hitit Headquarter	Air Travel International, to/from non-UK Economy class With RF	16,011.74673024 passenger.km	2023-01-01	2023-12-31	Defra	2025	Tier 1	AR5	0	0	0	1.74784227	
Hitit Headquarter	Air Travel International, to/from non-UK Economy class With RF	7,842.87233109 passenger.km	2023-01-01	2023-12-31	Defra	2025	Tier 1	AR5	0	0	0	0.85612794	
Hitit Headquarter	Air Travel International, to/from non-UK Economy class With RF	7,842.87233109 passenger.km	2023-01-01	2023-12-31	Defra	2025	Tier 1	AR5	0	0	0	0.85612794	
Hitit Headquarter	Air Travel International, to/from non-UK Economy class With RF	7,842.87233109 passenger.km	2023-01-01	2023-12-31	Defra	2025	Tier 1	AR5	0	0	0	0.85612794	

Facility	Emission Source	Activity Data	Start Date	End Date	EF Reference	EF Year	Tier Quality	AR	tCO <sub>2</sub>	tCH <sub>4</sub>	tN <sub>2</sub> O	tCO <sub>2</sub> e	Description
Hitit Headquarter	Air Travel International, to/from non-UK Economy class With RF	7,842.87233109 passenger.km	2023-01-01	2023-12-31	Defra	2025	Tier 1	AR5	0	0	0	0.85612794	
Hitit Headquarter	Air Travel International, to/from non-UK Economy class With RF	7,842.87233109 passenger.km	2023-01-01	2023-12-31	Defra	2025	Tier 1	AR5	0	0	0	0.85612794	
Hitit Headquarter	Air Travel International, to/from non-UK Economy class With RF	2,649.13811349 passenger.km	2023-01-01	2023-12-31	Defra	2025	Tier 1	AR5	0	0	0	0.28917992	
Hitit Headquarter	Air Travel International, to/from non-UK Economy class With RF	2,299.14074353 passenger.km	2023-01-01	2023-12-31	Defra	2025	Tier 1	AR5	0	0	0	0.2509742	
Hitit Headquarter	Air Travel International, to/from non-UK Economy class With RF	3,785.87568853 passenger.km	2023-01-01	2023-12-31	Defra	2025	Tier 1	AR5	0	0	0	0.41326619	
Hitit Headquarter	Air Travel International, to/from non-UK Economy class With RF	6,056.67202254 passenger.km	2023-01-01	2023-12-31	Defra	2025	Tier 1	AR5	0	0	0	0.66114632	
Hitit Headquarter	Air Travel International, to/from non-UK Economy class With RF	19,170.13659679 passenger.km	2023-01-01	2023-12-31	Defra	2025	Tier 1	AR5	0	0	0	2.09261211	
Hitit Headquarter	Air Travel International, to/from non-UK Economy class With RF	4,606.2484968 passenger.km	2023-01-01	2023-12-31	Defra	2025	Tier 1	AR5	0	0	0	0.50281809	
Hitit Headquarter	Air Travel International, to/from non-UK Economy class With RF	4,606.2484968 passenger.km	2023-01-01	2023-12-31	Defra	2025	Tier 1	AR5	0	0	0	0.50281809	
Hitit Headquarter	Air Travel International, to/from non-UK Economy class With RF	8,026.79729259 passenger.km	2023-01-01	2023-12-31	Defra	2025	Tier 1	AR5	0	0	0	0.87620519	
Hitit Headquarter	Air Travel International, to/from non-UK Economy class With RF	4,306.28940143 passenger.km	2023-01-01	2023-12-31	Defra	2025	Tier 1	AR5	0	0	0	0.47007455	
Hitit Headquarter	Air Travel International, to/from non-UK Economy class With RF	17,359.09891298 passenger.km	2023-01-01	2023-12-31	Defra	2025	Tier 1	AR5	0	0	0	1.89491924	
Hitit Headquarter	Air Travel International, to/from non-UK Economy class With RF	2,400.24093265 passenger.km	2023-01-01	2023-12-31	Defra	2025	Tier 1	AR5	0	0	0	0.2620103	

Facility	Emission Source	Activity Data	Start Date	End Date	EF Reference	EF Year	Tier Quality	AR	tCO <sub>2</sub>	tCH <sub>4</sub>	tN <sub>2</sub> O	tCO <sub>2</sub> e	Description
Hitit Headquarter	Air Travel International, to/from non-UK Economy class With RF	984.20851967 passenger.km	2023-01-01	2023-12-31	Defra	2025	Tier 1	AR5	0	0	0	0.1074362	
Hitit Headquarter	Air Travel International, to/from non-UK Economy class With RF	4,606.2484968 passenger.km	2023-01-01	2023-12-31	Defra	2025	Tier 1	AR5	0	0	0	0.50281809	
Hitit Headquarter	Air Travel International, to/from non-UK Economy class With RF	7,843.63225432 passenger.km	2023-01-01	2023-12-31	Defra	2025	Tier 1	AR5	0	0	0	0.8562109	
Hitit Headquarter	Air Travel International, to/from non-UK Economy class With RF	3,562.19427352 passenger.km	2023-01-01	2023-12-31	Defra	2025	Tier 1	AR5	0	0	0	0.38884913	
Hitit Headquarter	Air Travel International, to/from non-UK Economy class With RF	4,340.96636727 passenger.km	2023-01-01	2023-12-31	Defra	2025	Tier 1	AR5	0	0	0	0.47385989	
Hitit Headquarter	Air Travel International, to/from non-UK Economy class With RF	2,213.62259434 passenger.km	2023-01-01	2023-12-31	Defra	2025	Tier 1	AR5	0	0	0	0.24163904	
Hitit Headquarter	Air Travel International, to/from non-UK Economy class With RF	7,888.07498471 passenger.km	2023-01-01	2023-12-31	Defra	2025	Tier 1	AR5	0	0	0	0.86106227	
Hitit Headquarter	Air Travel International, to/from non-UK Economy class With RF	19,170.13659679 passenger.km	2023-01-01	2023-12-31	Defra	2025	Tier 1	AR5	0	0	0	2.09261211	
Hitit Headquarter	Air Travel International, to/from non-UK Economy class With RF	2,598.8447268 passenger.km	2023-01-01	2023-12-31	Defra	2025	Tier 1	AR5	0	0	0	0.28368989	
Hitit Headquarter	Air Travel International, to/from non-UK Economy class With RF	9,212.49699359 passenger.km	2023-01-01	2023-12-31	Defra	2025	Tier 1	AR5	0	0	0	1.00563617	
Hitit Headquarter	Air Travel International, to/from non-UK Business class With RF	19,170.13659679 passenger.km	2023-01-01	2023-12-31	Defra	2025	Tier 1	AR5	0	0	0	6.06849844	
Hitit Headquarter	Air Travel International, to/from non-UK Economy class With RF	14,992.65888046 passenger.km	2023-01-01	2023-12-31	Defra	2025	Tier 1	AR5	0	0	0	1.63659864	
Hitit Headquarter	Air Travel International, to/from non-UK Economy class With RF	9,212.49699359 passenger.km	2023-01-01	2023-12-31	Defra	2025	Tier 1	AR5	0	0	0	1.00563617	

Facility	Emission Source	Activity Data	Start Date	End Date	EF Reference	EF Year	Tier Quality	AR	tCO <sub>2</sub>	tCH <sub>4</sub>	tN <sub>2</sub> O	tCO <sub>2</sub> e	Description
Hitit Headquarter	Air Travel International, to/from non-UK Economy class With RF	9,212.49699359 passenger.km	2023-01-01	2023-12-31	Defra	2025	Tier 1	AR5	0	0	0	1.00563617	
Hitit Headquarter	Air Travel International, to/from non-UK Economy class With RF	9,212.49699359 passenger.km	2023-01-01	2023-12-31	Defra	2025	Tier 1	AR5	0	0	0	1.00563617	
Hitit Headquarter	Air Travel International, to/from non-UK Economy class With RF	760.15698392 passenger.km	2023-01-01	2023-12-31	Defra	2025	Tier 1	AR5	0	0	0	0.08297874	
Hitit Headquarter	Air Travel International, to/from non-UK Economy class With RF	5,079.99294107 passenger.km	2023-01-01	2023-12-31	Defra	2025	Tier 1	AR5	0	0	0	0.55453203	
Hitit Headquarter	Air Travel International, to/from non-UK Economy class With RF	7,888.07498471 passenger.km	2023-01-01	2023-12-31	Defra	2025	Tier 1	AR5	0	0	0	0.86106227	
Hitit Headquarter	Air Travel International, to/from non-UK Economy class With RF	3,562.19427352 passenger.km	2023-01-01	2023-12-31	Defra	2025	Tier 1	AR5	0	0	0	0.38884913	
Hitit Headquarter	Air Travel International, to/from non-UK Economy class With RF	4,282.96397146 passenger.km	2023-01-01	2023-12-31	Defra	2025	Tier 1	AR5	0	0	0	0.46752835	
Hitit Headquarter	Air Travel International, to/from non-UK Economy class With RF	4,282.96397146 passenger.km	2023-01-01	2023-12-31	Defra	2025	Tier 1	AR5	0	0	0	0.46752835	
Hitit Headquarter	Air Travel International, to/from non-UK Economy class With RF	3,562.19427352 passenger.km	2023-01-01	2023-12-31	Defra	2025	Tier 1	AR5	0	0	0	0.38884913	
Hitit Headquarter	Air Travel International, to/from non-UK Economy class With RF	5,079.99294107 passenger.km	2023-01-01	2023-12-31	Defra	2025	Tier 1	AR5	0	0	0	0.55453203	
Hitit Headquarter	Air Travel International, to/from non-UK Economy class With RF	9,411.70991134 passenger.km	2023-01-01	2023-12-31	Defra	2025	Tier 1	AR5	0	0	0	1.02738225	
Hitit Headquarter	Air Travel International, to/from non-UK Economy class With RF	6,061.16742025 passenger.km	2023-01-01	2023-12-31	Defra	2025	Tier 1	AR5	0	0	0	0.66163704	
Hitit Headquarter	Air Travel International, to/from non-UK Economy class With RF	15,024.36137606 passenger.km	2023-01-01	2023-12-31	Defra	2025	Tier 1	AR5	0	0	0	1.64005929	

Facility	Emission Source	Activity Data	Start Date	End Date	EF Reference	EF Year	Tier Quality	AR	tCO <sub>2</sub>	tCH <sub>4</sub>	tN <sub>2</sub> O	tCO <sub>2</sub> e	Description
Hitit Headquarter	Air Travel International, to/from non-UK Economy class With RF	6,157.27380673 passenger.km	2023-01-01	2023-12-31	Defra	2025	Tier 1	AR5	0	0	0	0.67212801	
Hitit Headquarter	Air Travel International, to/from non-UK Economy class With RF	4,340.96636727 passenger.km	2023-01-01	2023-12-31	Defra	2025	Tier 1	AR5	0	0	0	0.47385989	
Hitit Headquarter	Air Travel International, to/from non-UK Economy class With RF	343.46488916 passenger.km	2023-01-01	2023-12-31	Defra	2025	Tier 1	AR5	0	0	0	0.03749263	
Hitit Headquarter	Air Travel International, to/from non-UK Economy class With RF	9,873.7609578 passenger.km	2023-01-01	2023-12-31	Defra	2025	Tier 1	AR5	0	0	0	1.07781975	
Hitit Headquarter	Air Travel International, to/from non-UK Economy class With RF	9,873.7609578 passenger.km	2023-01-01	2023-12-31	Defra	2025	Tier 1	AR5	0	0	0	1.07781975	
Hitit Headquarter	Air Travel International, to/from non-UK Economy class With RF	9,873.7609578 passenger.km	2023-01-01	2023-12-31	Defra	2025	Tier 1	AR5	0	0	0	1.07781975	
Hitit Headquarter	Air Travel International, to/from non-UK Economy class With RF	7,942.09156592 passenger.km	2023-01-01	2023-12-31	Defra	2025	Tier 1	AR5	0	0	0	0.86695872	
Hitit Headquarter	Air Travel International, to/from non-UK Economy class With RF	4,176.42473123 passenger.km	2023-01-01	2023-12-31	Defra	2025	Tier 1	AR5	0	0	0	0.45589852	
Hitit Headquarter	Air Travel International, to/from non-UK Economy class With RF	13,126.5640919 passenger.km	2023-01-01	2023-12-31	Defra	2025	Tier 1	AR5	0	0	0	1.43289574	
Hitit Headquarter	Air Travel International, to/from non-UK Economy class With RF	9,727.39643356 passenger.km	2023-01-01	2023-12-31	Defra	2025	Tier 1	AR5	0	0	0	1.06184259	
Hitit Headquarter	Air Travel International, to/from non-UK Economy class With RF	5,098.65202358 passenger.km	2023-01-01	2023-12-31	Defra	2025	Tier 1	AR5	0	0	0	0.55656885	
Hitit Headquarter	Air Travel International, to/from non-UK Economy class With RF	5,079.99294107 passenger.km	2023-01-01	2023-12-31	Defra	2025	Tier 1	AR5	0	0	0	0.55453203	
Hitit Headquarter	Air Travel International, to/from non-UK Economy class With RF	9,807.42421686 passenger.km	2023-01-01	2023-12-31	Defra	2025	Tier 1	AR5	0	0	0	1.07057843	

Facility	Emission Source	Activity Data	Start Date	End Date	EF Reference	EF Year	Tier Quality	AR	tCO <sub>2</sub>	tCH <sub>4</sub>	tN <sub>2</sub> O	tCO <sub>2</sub> e	Description
Hitit Headquarter	Air Travel International, to/from non-UK Economy class With RF	9,727.39643356 passenger.km	2023-01-01	2023-12-31	Defra	2025	Tier 1	AR5	0	0	0	1.06184259	
Hitit Headquarter	Air Travel International, to/from non-UK Economy class With RF	4,176.42473123 passenger.km	2023-01-01	2023-12-31	Defra	2025	Tier 1	AR5	0	0	0	0.45589852	
Hitit Headquarter	Air Travel International, to/from non-UK Economy class With RF	6,056.67202254 passenger.km	2023-01-01	2023-12-31	Defra	2025	Tier 1	AR5	0	0	0	0.66114632	
Hitit Headquarter	Air Travel International, to/from non-UK Economy class With RF	6,056.67202254 passenger.km	2023-01-01	2023-12-31	Defra	2025	Tier 1	AR5	0	0	0	0.66114632	
Hitit Headquarter	Air Travel International, to/from non-UK Economy class With RF	3,095.13426802 passenger.km	2023-01-01	2023-12-31	Defra	2025	Tier 1	AR5	0	0	0	0.33786486	
Hitit Headquarter	Air Travel International, to/from non-UK Economy class With RF	15,024.36137606 passenger.km	2023-01-01	2023-12-31	Defra	2025	Tier 1	AR5	0	0	0	1.64005929	
Hitit Headquarter	Air Travel International, to/from non-UK Economy class With RF	7,942.09156592 passenger.km	2023-01-01	2023-12-31	Defra	2025	Tier 1	AR5	0	0	0	0.86695872	
Hitit Headquarter	Air Travel International, to/from non-UK Economy class With RF	898.50751209 passenger.km	2023-01-01	2023-12-31	Defra	2025	Tier 1	AR5	0	0	0	0.09808108	
Hitit Headquarter	Air Travel International, to/from non-UK Economy class With RF	8,136.01339255 passenger.km	2023-01-01	2023-12-31	Defra	2025	Tier 1	AR5	0	0	0	0.88812722	
Hitit Headquarter	Air Travel International, to/from non-UK Economy class With RF	3,155.01531312 passenger.km	2023-01-01	2023-12-31	Defra	2025	Tier 1	AR5	0	0	0	0.34440147	
Hitit Headquarter	Air Travel International, to/from non-UK Economy class With RF	937.48922595 passenger.km	2023-01-01	2023-12-31	Defra	2025	Tier 1	AR5	0	0	0	0.10233632	
Hitit Headquarter	Air Travel International, to/from non-UK Economy class With RF	9,212.49699359 passenger.km	2023-01-01	2023-12-31	Defra	2025	Tier 1	AR5	0	0	0	1.00563617	
Hitit Headquarter	Air Travel International, to/from non-UK Economy class With RF	9,212.49699359 passenger.km	2023-01-01	2023-12-31	Defra	2025	Tier 1	AR5	0	0	0	1.00563617	

Facility	Emission Source	Activity Data	Start Date	End Date	EF Reference	EF Year	Tier Quality	AR	tCO <sub>2</sub>	tCH <sub>4</sub>	tN <sub>2</sub> O	tCO <sub>2</sub> e	Description
Hitit Headquarter	Air Travel International, to/from non-UK Economy class With RF	7,842.87233109 passenger.km	2023-01-01	2023-12-31	Defra	2025	Tier 1	AR5	0	0	0	0.85612794	
Hitit Headquarter	Air Travel International, to/from non-UK Economy class With RF	7,842.87233109 passenger.km	2023-01-01	2023-12-31	Defra	2025	Tier 1	AR5	0	0	0	0.85612794	
Hitit Headquarter	Air Travel International, to/from non-UK Economy class With RF	7,888.07498471 passenger.km	2023-01-01	2023-12-31	Defra	2025	Tier 1	AR5	0	0	0	0.86106227	
Hitit Headquarter	Air Travel International, to/from non-UK Economy class With RF	5,206.98979052 passenger.km	2023-01-01	2023-12-31	Defra	2025	Tier 1	AR5	0	0	0	0.56839501	
Hitit Headquarter	Air Travel International, to/from non-UK Economy class With RF	3,921.43616554 passenger.km	2023-01-01	2023-12-31	Defra	2025	Tier 1	AR5	0	0	0	0.42806397	
Hitit Headquarter	Air Travel International, to/from non-UK Economy class With RF	3,921.43616554 passenger.km	2023-01-01	2023-12-31	Defra	2025	Tier 1	AR5	0	0	0	0.42806397	
Hitit Headquarter	Air Travel International, to/from non-UK Economy class With RF	3,921.43616554 passenger.km	2023-01-01	2023-12-31	Defra	2025	Tier 1	AR5	0	0	0	0.42806397	
Hitit Headquarter	Air Travel International, to/from non-UK Economy class With RF	3,921.43616554 passenger.km	2023-01-01	2023-12-31	Defra	2025	Tier 1	AR5	0	0	0	0.42806397	
Hitit Headquarter	Air Travel International, to/from non-UK Economy class With RF	3,921.43616554 passenger.km	2023-01-01	2023-12-31	Defra	2025	Tier 1	AR5	0	0	0	0.42806397	
Hitit Headquarter	Air Travel International, to/from non-UK Economy class With RF	3,921.43616554 passenger.km	2023-01-01	2023-12-31	Defra	2025	Tier 1	AR5	0	0	0	0.42806397	
Hitit Headquarter	Air Travel International, to/from non-UK Economy class With RF	4,323.74312362 passenger.km	2023-01-01	2023-12-31	Defra	2025	Tier 1	AR5	0	0	0	0.4719798	
Hitit Headquarter	Air Travel International, to/from non-UK Economy class With RF	6,711.79300071 passenger.km	2023-01-01	2023-12-31	Defra	2025	Tier 1	AR5	0	0	0	0.73265932	
Hitit Headquarter	Air Travel International, to/from non-UK Economy class With RF	4,977.62247909 passenger.km	2023-01-01	2023-12-31	Defra	2025	Tier 1	AR5	0	0	0	0.54335727	

Facility	Emission Source	Activity Data	Start Date	End Date	EF Reference	EF Year	Tier Quality	AR	tCO <sub>2</sub>	tCH <sub>4</sub>	tN <sub>2</sub> O	tCO <sub>2</sub> e	Description
Hitit Headquarter	Air Travel International, to/from non-UK Economy class With RF	4,977.62247909 passenger.km	2023-01-01	2023-12-31	Defra	2025	Tier 1	AR5	0	0	0	0.54335727	
Hitit Headquarter	Air Travel International, to/from non-UK Economy class With RF	3,944.03749236 passenger.km	2023-01-01	2023-12-31	Defra	2025	Tier 1	AR5	0	0	0	0.43053113	
Hitit Headquarter	Air Travel International, to/from non-UK Economy class With RF	9,252.59846855 passenger.km	2023-01-01	2023-12-31	Defra	2025	Tier 1	AR5	0	0	0	1.01001365	
Hitit Headquarter	Air Travel International, to/from non-UK Economy class With RF	3,090.91844016 passenger.km	2023-01-01	2023-12-31	Defra	2025	Tier 1	AR5	0	0	0	0.33740466	
Hitit Headquarter	Air Travel International, to/from non-UK Economy class With RF	5,241.95860561 passenger.km	2023-01-01	2023-12-31	Defra	2025	Tier 1	AR5	0	0	0	0.5722122	
Hitit Headquarter	Air Travel International, to/from non-UK Economy class With RF	4,919.42223295 passenger.km	2023-01-01	2023-12-31	Defra	2025	Tier 1	AR5	0	0	0	0.53700413	
Hitit Headquarter	Air Travel International, to/from non-UK Economy class With RF	695.11992725 passenger.km	2023-01-01	2023-12-31	Defra	2025	Tier 1	AR5	0	0	0	0.07587929	
Hitit Headquarter	Air Travel International, to/from non-UK Economy class With RF	695.11992725 passenger.km	2023-01-01	2023-12-31	Defra	2025	Tier 1	AR5	0	0	0	0.07587929	
Hitit Headquarter	Air Travel International, to/from non-UK Economy class With RF	2,272.64347553 passenger.km	2023-01-01	2023-12-31	Defra	2025	Tier 1	AR5	0	0	0	0.24808176	
Hitit Headquarter	Air Travel International, to/from non-UK Economy class With RF	1,892.93784426 passenger.km	2023-01-01	2023-12-31	Defra	2025	Tier 1	AR5	0	0	0	0.2066331	
Hitit Headquarter	Air Travel International, to/from non-UK Economy class With RF	3,100.43648282 passenger.km	2023-01-01	2023-12-31	Defra	2025	Tier 1	AR5	0	0	0	0.33844365	
Hitit Headquarter	Air Travel International, to/from non-UK Economy class With RF	3,944.03749236 passenger.km	2023-01-01	2023-12-31	Defra	2025	Tier 1	AR5	0	0	0	0.43053113	
Hitit Headquarter	Air Travel International, to/from non-UK Economy class With RF	937.48922595 passenger.km	2023-01-01	2023-12-31	Defra	2025	Tier 1	AR5	0	0	0	0.10233632	

Facility	Emission Source	Activity Data	Start Date	End Date	EF Reference	EF Year	Tier Quality	AR	tCO <sub>2</sub>	tCH <sub>4</sub>	tN <sub>2</sub> O	tCO <sub>2</sub> e	Description
Hitit Headquarter	Air Travel International, to/from non-UK Economy class With RF	937.48922595 passenger.km	2023-01-01	2023-12-31	Defra	2025	Tier 1	AR5	0	0	0	0.10233632	
Hitit Headquarter	Air Travel International, to/from non-UK Economy class With RF	1,262.95229817 passenger.km	2023-01-01	2023-12-31	Defra	2025	Tier 1	AR5	0	0	0	0.13786387	
Hitit Headquarter	Air Travel International, to/from non-UK Economy class With RF	937.48922595 passenger.km	2023-01-01	2023-12-31	Defra	2025	Tier 1	AR5	0	0	0	0.10233632	
Hitit Headquarter	Air Travel International, to/from non-UK Economy class With RF	7,449.69666158 passenger.km	2023-01-01	2023-12-31	Defra	2025	Tier 1	AR5	0	0	0	0.81320889	
Hitit Headquarter	Air Travel International, to/from non-UK Economy class With RF	7,449.69666158 passenger.km	2023-01-01	2023-12-31	Defra	2025	Tier 1	AR5	0	0	0	0.81320889	
Hitit Headquarter	Air Travel International, to/from non-UK Economy class With RF	1,785.80857825 passenger.km	2023-01-01	2023-12-31	Defra	2025	Tier 1	AR5	0	0	0	0.19493886	
Hitit Headquarter	Air Travel International, to/from non-UK Economy class With RF	1,785.80857825 passenger.km	2023-01-01	2023-12-31	Defra	2025	Tier 1	AR5	0	0	0	0.19493886	
Hitit Headquarter	Air Travel International, to/from non-UK Economy class With RF	1,785.80857825 passenger.km	2023-01-01	2023-12-31	Defra	2025	Tier 1	AR5	0	0	0	0.19493886	
Hitit Headquarter	Air Travel International, to/from non-UK Economy class With RF	1,785.80857825 passenger.km	2023-01-01	2023-12-31	Defra	2025	Tier 1	AR5	0	0	0	0.19493886	
Hitit Headquarter	Air Travel International, to/from non-UK Economy class With RF	1,785.80857825 passenger.km	2023-01-01	2023-12-31	Defra	2025	Tier 1	AR5	0	0	0	0.19493886	
Hitit Headquarter	Air Travel International, to/from non-UK Economy class With RF	1,724.53108826 passenger.km	2023-01-01	2023-12-31	Defra	2025	Tier 1	AR5	0	0	0	0.18824981	
Hitit Headquarter	Air Travel International, to/from non-UK Economy class With RF	1,724.53108826 passenger.km	2023-01-01	2023-12-31	Defra	2025	Tier 1	AR5	0	0	0	0.18824981	
Hitit Headquarter	Air Travel International, to/from non-UK Economy class With RF	1,724.53108826 passenger.km	2023-01-01	2023-12-31	Defra	2025	Tier 1	AR5	0	0	0	0.18824981	

Facility	Emission Source	Activity Data	Start Date	End Date	EF Reference	EF Year	Tier Quality	AR	tCO <sub>2</sub>	tCH <sub>4</sub>	tN <sub>2</sub> O	tCO <sub>2</sub> e	Description
Hitit Headquarter	Air Travel International, to/from non-UK Economy class With RF	1,724.53108826 passenger.km	2023-01-01	2023-12-31	Defra	2025	Tier 1	AR5	0	0	0	0.18824981	
Hitit Headquarter	Air Travel International, to/from non-UK Economy class With RF	1,724.53108826 passenger.km	2023-01-01	2023-12-31	Defra	2025	Tier 1	AR5	0	0	0	0.18824981	
Hitit Headquarter	Air Travel International, to/from non-UK Economy class With RF	1,216.43068739 passenger.km	2023-01-01	2023-12-31	Defra	2025	Tier 1	AR5	0	0	0	0.13278557	
Hitit Headquarter	Air Travel International, to/from non-UK Economy class With RF	1,408.08734598 passenger.km	2023-01-01	2023-12-31	Defra	2025	Tier 1	AR5	0	0	0	0.15370681	
Hitit Headquarter	Air Travel International, to/from non-UK Economy class With RF	1,908.67039229 passenger.km	2023-01-01	2023-12-31	Defra	2025	Tier 1	AR5	0	0	0	0.20835046	
Hitit Headquarter	Air Travel International, to/from non-UK Business class With RF	4,340.96636727 passenger.km	2023-01-01	2023-12-31	Defra	2025	Tier 1	AR5	0	0	0	1.37417631	
Hitit Headquarter	Air Travel International, to/from non-UK Economy class With RF	7,888.07498471 passenger.km	2023-01-01	2023-12-31	Defra	2025	Tier 1	AR5	0	0	0	0.86106227	
Hitit Headquarter	Air Travel International, to/from non-UK Economy class With RF	10,918.99531185 passenger.km	2023-01-01	2023-12-31	Defra	2025	Tier 1	AR5	0	0	0	1.19191753	
Hitit Headquarter	Air Travel International, to/from non-UK Economy class With RF	10,918.99531185 passenger.km	2023-01-01	2023-12-31	Defra	2025	Tier 1	AR5	0	0	0	1.19191753	
Hitit Headquarter	Air Travel International, to/from non-UK Economy class With RF	10,918.99531185 passenger.km	2023-01-01	2023-12-31	Defra	2025	Tier 1	AR5	0	0	0	1.19191753	
Hitit Headquarter	Air Travel International, to/from non-UK Economy class With RF	5,461.19703034 passenger.km	2023-01-01	2023-12-31	Defra	2025	Tier 1	AR5	0	0	0	0.59614427	
Hitit Headquarter	Air Travel International, to/from non-UK Economy class With RF	400.51135603 passenger.km	2023-01-01	2023-12-31	Defra	2025	Tier 1	AR5	0	0	0	0.04371982	
Hitit Headquarter	Air Travel International, to/from non-UK Economy class With RF	4,924.60567002 passenger.km	2023-01-01	2023-12-31	Defra	2025	Tier 1	AR5	0	0	0	0.53756995	

Facility	Emission Source	Activity Data	Start Date	End Date	EF Reference	EF Year	Tier Quality	AR	tCO <sub>2</sub>	tCH <sub>4</sub>	tN <sub>2</sub> O	tCO <sub>2</sub> e	Description
Hitit Headquarter	Air Travel International, to/from non-UK Economy class With RF	9,789.13174455 passenger.km	2023-01-01	2023-12-31	Defra	2025	Tier 1	AR5	0	0	0	1.06858162	
Hitit Headquarter	Air Travel International, to/from non-UK Economy class With RF	5,916.70087658 passenger.km	2023-01-01	2023-12-31	Defra	2025	Tier 1	AR5	0	0	0	0.64586707	
Hitit Headquarter	Air Travel International, to/from non-UK Economy class With RF	5,818.06828205 passenger.km	2023-01-01	2023-12-31	Defra	2025	Tier 1	AR5	0	0	0	0.63510033	
Hitit Headquarter	Air Travel International, to/from non-UK Economy class With RF	10,918.99531185 passenger.km	2023-01-01	2023-12-31	Defra	2025	Tier 1	AR5	0	0	0	1.19191753	
Hitit Headquarter	Air Travel International, to/from non-UK Economy class With RF	10,918.99531185 passenger.km	2023-01-01	2023-12-31	Defra	2025	Tier 1	AR5	0	0	0	1.19191753	
Hitit Headquarter	Air Travel International, to/from non-UK Economy class With RF	10,918.99531185 passenger.km	2023-01-01	2023-12-31	Defra	2025	Tier 1	AR5	0	0	0	1.19191753	
Hitit Headquarter	Air Travel International, to/from non-UK Economy class With RF	10,918.99531185 passenger.km	2023-01-01	2023-12-31	Defra	2025	Tier 1	AR5	0	0	0	1.19191753	
Hitit Headquarter	Air Travel International, to/from non-UK Economy class With RF	7,093.38983358 passenger.km	2023-01-01	2023-12-31	Defra	2025	Tier 1	AR5	0	0	0	0.77431443	
Hitit Headquarter	Air Travel International, to/from non-UK Economy class With RF	400.51135603 passenger.km	2023-01-01	2023-12-31	Defra	2025	Tier 1	AR5	0	0	0	0.04371982	
Hitit Headquarter	Air Travel International, to/from non-UK Economy class With RF	4,340.96636727 passenger.km	2023-01-01	2023-12-31	Defra	2025	Tier 1	AR5	0	0	0	0.47385989	
Hitit Headquarter	Air Travel International, to/from non-UK Economy class With RF	2,973.20159435 passenger.km	2023-01-01	2023-12-31	Defra	2025	Tier 1	AR5	0	0	0	0.32455469	
Hitit Headquarter	Air Travel International, to/from non-UK Economy class With RF	3,337.32230049 passenger.km	2023-01-01	2023-12-31	Defra	2025	Tier 1	AR5	0	0	0	0.3643021	
Hitit Headquarter	Air Travel International, to/from non-UK Economy class With RF	1,782.08231956 passenger.km	2023-01-01	2023-12-31	Defra	2025	Tier 1	AR5	0	0	0	0.19453211	

Facility	Emission Source	Activity Data	Start Date	End Date	EF Reference	EF Year	Tier Quality	AR	tCO <sub>2</sub>	tCH <sub>4</sub>	tN <sub>2</sub> O	tCO <sub>2</sub> e	Description
Hitit Headquarter	Air Travel International, to/from non-UK Economy class With RF	3,387.99453381 passenger.km	2023-01-01	2023-12-31	Defra	2025	Tier 1	AR5	0	0	0	0.36983348	
Hitit Headquarter	Air Travel International, to/from non-UK Economy class With RF	6,709.22144568 passenger.km	2023-01-01	2023-12-31	Defra	2025	Tier 1	AR5	0	0	0	0.73237861	
Hitit Headquarter	Air Travel International, to/from non-UK Economy class With RF	5,350.85231934 passenger.km	2023-01-01	2023-12-31	Defra	2025	Tier 1	AR5	0	0	0	0.58409904	
Hitit Headquarter	Air Travel International, to/from non-UK Economy class With RF	532.43332821 passenger.km	2023-01-01	2023-12-31	Defra	2025	Tier 1	AR5	0	0	0	0.05812042	
Hitit Headquarter	Air Travel International, to/from non-UK Economy class With RF	2,250.54508643 passenger.km	2023-01-01	2023-12-31	Defra	2025	Tier 1	AR5	0	0	0	0.2456695	
Hitit Headquarter	Air Travel International, to/from non-UK Economy class With RF	532.43332821 passenger.km	2023-01-01	2023-12-31	Defra	2025	Tier 1	AR5	0	0	0	0.05812042	
Hitit Headquarter	Air Travel International, to/from non-UK Economy class With RF	2,250.54508643 passenger.km	2023-01-01	2023-12-31	Defra	2025	Tier 1	AR5	0	0	0	0.2456695	
Hitit Headquarter	Air Travel International, to/from non-UK Economy class With RF	1,782.08231956 passenger.km	2023-01-01	2023-12-31	Defra	2025	Tier 1	AR5	0	0	0	0.19453211	
Hitit Headquarter	Air Travel International, to/from non-UK Economy class With RF	7,525.61771174 passenger.km	2023-01-01	2023-12-31	Defra	2025	Tier 1	AR5	0	0	0	0.82149643	
Hitit Headquarter	Air Travel International, to/from non-UK Economy class With RF	521.99180166 passenger.km	2023-01-01	2023-12-31	Defra	2025	Tier 1	AR5	0	0	0	0.05698063	
Hitit Headquarter	Air Travel International, to/from non-UK Economy class With RF	2,521.822475 passenger.km	2023-01-01	2023-12-31	Defra	2025	Tier 1	AR5	0	0	0	0.27528214	
Hitit Headquarter	Air Travel International, to/from non-UK Economy class With RF	6,904.77319189 passenger.km	2023-01-01	2023-12-31	Defra	2025	Tier 1	AR5	0	0	0	0.75372504	
Hitit Headquarter	Air Travel International, to/from non-UK Economy class With RF	1,288.70764104 passenger.km	2023-01-01	2023-12-31	Defra	2025	Tier 1	AR5	0	0	0	0.14067533	

Facility	Emission Source	Activity Data	Start Date	End Date	EF Reference	EF Year	Tier Quality	AR	tCO <sub>2</sub>	tCH <sub>4</sub>	tN <sub>2</sub> O	tCO <sub>2</sub> e	Description
Hitit Headquarter	Air Travel International, to/from non-UK Economy class With RF	1,288.70764104 passenger.km	2023-01-01	2023-12-31	Defra	2025	Tier 1	AR5	0	0	0	0.14067533	
Hitit Headquarter	Air Travel International, to/from non-UK Economy class With RF	4,340.96636727 passenger.km	2023-01-01	2023-12-31	Defra	2025	Tier 1	AR5	0	0	0	0.47385989	
Hitit Headquarter	Air Travel International, to/from non-UK Economy class With RF	1,469.96413252 passenger.km	2023-01-01	2023-12-31	Defra	2025	Tier 1	AR5	0	0	0	0.16046128	
Hitit Headquarter	Air Travel International, to/from non-UK Economy class With RF	1,480.26175261 passenger.km	2023-01-01	2023-12-31	Defra	2025	Tier 1	AR5	0	0	0	0.16158537	
Hitit Headquarter	Air Travel International, to/from non-UK Economy class With RF	3,899.16421924 passenger.km	2023-01-01	2023-12-31	Defra	2025	Tier 1	AR5	0	0	0	0.42563277	
Hitit Headquarter	Air Travel International, to/from non-UK Economy class With RF	3,264.17444355 passenger.km	2023-01-01	2023-12-31	Defra	2025	Tier 1	AR5	0	0	0	0.35631728	
Hitit Headquarter	Air Travel International, to/from non-UK Economy class With RF	7,331.47243162 passenger.km	2023-01-01	2023-12-31	Defra	2025	Tier 1	AR5	0	0	0	0.80030353	
Hitit Headquarter	Air Travel International, to/from non-UK Economy class With RF	7,524.42135183 passenger.km	2023-01-01	2023-12-31	Defra	2025	Tier 1	AR5	0	0	0	0.82136583	
Hitit Headquarter	Air Travel International, to/from non-UK Economy class With RF	6,739.00279014 passenger.km	2023-01-01	2023-12-31	Defra	2025	Tier 1	AR5	0	0	0	0.73562954	
Hitit Headquarter	Air Travel International, to/from non-UK Economy class With RF	7,524.42135183 passenger.km	2023-01-01	2023-12-31	Defra	2025	Tier 1	AR5	0	0	0	0.82136583	
Hitit Headquarter	Air Travel International, to/from non-UK Economy class With RF	6,739.00279014 passenger.km	2023-01-01	2023-12-31	Defra	2025	Tier 1	AR5	0	0	0	0.73562954	
Hitit Headquarter	Air Travel International, to/from non-UK Economy class With RF	13,027.55653249 passenger.km	2023-01-01	2023-12-31	Defra	2025	Tier 1	AR5	0	0	0	1.42208807	
Hitit Headquarter	Air Travel International, to/from non-UK Economy class With RF	3,944.03749236 passenger.km	2023-01-01	2023-12-31	Defra	2025	Tier 1	AR5	0	0	0	0.43053113	

Facility	Emission Source	Activity Data	Start Date	End Date	EF Reference	EF Year	Tier Quality	AR	tCO <sub>2</sub>	tCH <sub>4</sub>	tN <sub>2</sub> O	tCO <sub>2</sub> e	Description
Hitit Headquarter	Air Travel International, to/from non-UK Economy class With RF	1,222.9853331 passenger.km	2023-01-01	2023-12-31	Defra	2025	Tier 1	AR5	0	0	0	0.13350108	
Hitit Headquarter	Air Travel International, to/from non-UK Economy class With RF	2,302.94148949 passenger.km	2023-01-01	2023-12-31	Defra	2025	Tier 1	AR5	0	0	0	0.25138909	
Hitit Headquarter	Air Travel International, to/from non-UK Economy class With RF	7,769.06622789 passenger.km	2023-01-01	2023-12-31	Defra	2025	Tier 1	AR5	0	0	0	0.84807127	
Hitit Headquarter	Air Travel International, to/from non-UK Economy class With RF	9,087.19779939 passenger.km	2023-01-01	2023-12-31	Defra	2025	Tier 1	AR5	0	0	0	0.99195851	
Hitit Headquarter	Air Travel International, to/from non-UK Economy class With RF	5,846.66325567 passenger.km	2023-01-01	2023-12-31	Defra	2025	Tier 1	AR5	0	0	0	0.63822176	
Hitit Headquarter	Air Travel International, to/from non-UK Economy class With RF	2,555.7260452 passenger.km	2023-01-01	2023-12-31	Defra	2025	Tier 1	AR5	0	0	0	0.27898306	
Hitit Headquarter	Air Travel International, to/from non-UK Economy class With RF	2,297.22175 passenger.km	2023-01-01	2023-12-31	Defra	2025	Tier 1	AR5	0	0	0	0.25076473	
Hitit Headquarter	Air Travel International, to/from non-UK Economy class With RF	4,340.96636727 passenger.km	2023-01-01	2023-12-31	Defra	2025	Tier 1	AR5	0	0	0	0.47385989	
Hitit Headquarter	Air Travel International, to/from non-UK Economy class With RF	7,248.74181939 passenger.km	2023-01-01	2023-12-31	Defra	2025	Tier 1	AR5	0	0	0	0.79127266	
Hitit Headquarter	Air Travel International, to/from non-UK Economy class With RF	1,216.43068739 passenger.km	2023-01-01	2023-12-31	Defra	2025	Tier 1	AR5	0	0	0	0.13278557	
Hitit Headquarter	Air Travel International, to/from non-UK Economy class With RF	801.02271206 passenger.km	2023-01-01	2023-12-31	Defra	2025	Tier 1	AR5	0	0	0	0.08743964	
Hitit Headquarter	Air Travel International, to/from non-UK Economy class With RF	801.02271206 passenger.km	2023-01-01	2023-12-31	Defra	2025	Tier 1	AR5	0	0	0	0.08743964	
Hitit Headquarter	Air Travel International, to/from non-UK Economy class With RF	3,944.03749236 passenger.km	2023-01-01	2023-12-31	Defra	2025	Tier 1	AR5	0	0	0	0.43053113	

Facility	Emission Source	Activity Data	Start Date	End Date	EF Reference	EF Year	Tier Quality	AR	tCO <sub>2</sub>	tCH <sub>4</sub>	tN <sub>2</sub> O	tCO <sub>2</sub> e	Description
Hitit Headquarter	Air Travel International, to/from non-UK Economy class With RF	9,811.83879043 passenger.km	2023-01-01	2023-12-31	Defra	2025	Tier 1	AR5	0	0	0	1.07106032	
Hitit Headquarter	Air Travel International, to/from non-UK Economy class With RF	4,830.89047766 passenger.km	2023-01-01	2023-12-31	Defra	2025	Tier 1	AR5	0	0	0	0.52734	
Hitit Headquarter	Air Travel International, to/from non-UK Economy class With RF	7,093.38983358 passenger.km	2023-01-01	2023-12-31	Defra	2025	Tier 1	AR5	0	0	0	0.77431443	
Hitit Headquarter	Air Travel International, to/from non-UK Economy class With RF	5,621.66735633 passenger.km	2023-01-01	2023-12-31	Defra	2025	Tier 1	AR5	0	0	0	0.61366121	
Hitit Headquarter	Air Travel International, to/from non-UK Economy class With RF	6,953.50542145 passenger.km	2023-01-01	2023-12-31	Defra	2025	Tier 1	AR5	0	0	0	0.75904465	
Hitit Headquarter	Air Travel International, to/from non-UK Economy class With RF	1,722.19922503 passenger.km	2023-01-01	2023-12-31	Defra	2025	Tier 1	AR5	0	0	0	0.18799527	
Hitit Headquarter	Air Travel International, to/from non-UK Economy class With RF	1,722.19922503 passenger.km	2023-01-01	2023-12-31	Defra	2025	Tier 1	AR5	0	0	0	0.18799527	
Hitit Headquarter	Air Travel International, to/from non-UK Economy class With RF	8,225.16517017 passenger.km	2023-01-01	2023-12-31	Defra	2025	Tier 1	AR5	0	0	0	0.89785903	
Hitit Headquarter	Air Travel International, to/from non-UK Economy class With RF	2,299.68040021 passenger.km	2023-01-01	2023-12-31	Defra	2025	Tier 1	AR5	0	0	0	0.25103311	
Hitit Headquarter	Air Travel International, to/from non-UK Economy class With RF	2,755.92528515 passenger.km	2023-01-01	2023-12-31	Defra	2025	Tier 1	AR5	0	0	0	0.3008368	
Hitit Headquarter	Air Travel International, to/from non-UK Economy class With RF	2,755.92528515 passenger.km	2023-01-01	2023-12-31	Defra	2025	Tier 1	AR5	0	0	0	0.3008368	
Hitit Headquarter	Air Travel International, to/from non-UK Economy class With RF	2,755.92528515 passenger.km	2023-01-01	2023-12-31	Defra	2025	Tier 1	AR5	0	0	0	0.3008368	
Hitit Headquarter	Air Travel International, to/from non-UK Economy class With RF	7,057.82579464 passenger.km	2023-01-01	2023-12-31	Defra	2025	Tier 1	AR5	0	0	0	0.77043226	

Facility	Emission Source	Activity Data	Start Date	End Date	EF Reference	EF Year	Tier Quality	AR	tCO <sub>2</sub>	tCH <sub>4</sub>	tN <sub>2</sub> O	tCO <sub>2</sub> e	Description
Hitit Headquarter	Air Travel International, to/from non-UK Economy class With RF	1,245.67776747 passenger.km	2023-01-01	2023-12-31	Defra	2025	Tier 1	AR5	0	0	0	0.13597819	
Hitit Headquarter	Air Travel International, to/from non-UK Economy class With RF	4,340.96636727 passenger.km	2023-01-01	2023-12-31	Defra	2025	Tier 1	AR5	0	0	0	0.47385989	
Hitit Headquarter	Air Travel International, to/from non-UK Economy class With RF	5,621.66735633 passenger.km	2023-01-01	2023-12-31	Defra	2025	Tier 1	AR5	0	0	0	0.61366121	
Hitit Headquarter	Air Travel International, to/from non-UK Economy class With RF	9,789.13174455 passenger.km	2023-01-01	2023-12-31	Defra	2025	Tier 1	AR5	0	0	0	1.06858162	
Hitit Headquarter	Air Travel International, to/from non-UK Economy class With RF	4,977.62247909 passenger.km	2023-01-01	2023-12-31	Defra	2025	Tier 1	AR5	0	0	0	0.54335727	
Hitit Headquarter	Air Travel International, to/from non-UK Economy class With RF	15,024.36137606 passenger.km	2023-01-01	2023-12-31	Defra	2025	Tier 1	AR5	0	0	0	1.64005929	
Hitit Headquarter	Air Travel International, to/from non-UK Economy class With RF	15,024.36137606 passenger.km	2023-01-01	2023-12-31	Defra	2025	Tier 1	AR5	0	0	0	1.64005929	
Hitit Headquarter	Air Travel International, to/from non-UK Economy class With RF	29,000.31188573 passenger.km	2023-01-01	2023-12-31	Defra	2025	Tier 1	AR5	0	0	0	3.16567405	
Hitit Headquarter	Air Travel International, to/from non-UK Economy class With RF	22,943.63986319 passenger.km	2023-01-01	2023-12-31	Defra	2025	Tier 1	AR5	0	0	0	2.50452773	
Hitit Headquarter	Air Travel International, to/from non-UK Economy class With RF	16,053.59458517 passenger.km	2023-01-01	2023-12-31	Defra	2025	Tier 1	AR5	0	0	0	1.75241038	
Hitit Headquarter	Air Travel International, to/from non-UK Economy class With RF	22,110.26660771 passenger.km	2023-01-01	2023-12-31	Defra	2025	Tier 1	AR5	0	0	0	2.4135567	
Hitit Headquarter	Air Travel International, to/from non-UK Economy class With RF	11,524.32912561 passenger.km	2023-01-01	2023-12-31	Defra	2025	Tier 1	AR5	0	0	0	1.25799577	
Hitit Headquarter	Air Travel International, to/from non-UK Economy class With RF	16,774.32032124 passenger.km	2023-01-01	2023-12-31	Defra	2025	Tier 1	AR5	0	0	0	1.83108481	

Facility	Emission Source	Activity Data	Start Date	End Date	EF Reference	EF Year	Tier Quality	AR	tCO <sub>2</sub>	tCH <sub>4</sub>	tN <sub>2</sub> O	tCO <sub>2</sub> e	Description
Hitit Headquarter	Air Travel International, to/from non-UK Economy class With RF	17,571.89070929 passenger.km	2023-01-01	2023-12-31	Defra	2025	Tier 1	AR5	0	0	0	1.91814759	
Hitit Headquarter	Air Travel International, to/from non-UK Economy class With RF	17,571.89070929 passenger.km	2023-01-01	2023-12-31	Defra	2025	Tier 1	AR5	0	0	0	1.91814759	
Hitit Headquarter	Air Travel International, to/from non-UK Economy class With RF	1,908.5563117 passenger.km	2023-01-01	2023-12-31	Defra	2025	Tier 1	AR5	0	0	0	0.20833801	
Hitit Headquarter	Air Travel International, to/from non-UK Economy class With RF	1,908.5563117 passenger.km	2023-01-01	2023-12-31	Defra	2025	Tier 1	AR5	0	0	0	0.20833801	
Hitit Headquarter	Air Travel International, to/from non-UK Economy class With RF	1,908.5563117 passenger.km	2023-01-01	2023-12-31	Defra	2025	Tier 1	AR5	0	0	0	0.20833801	
Hitit Headquarter	Air Travel International, to/from non-UK Economy class With RF	1,908.5563117 passenger.km	2023-01-01	2023-12-31	Defra	2025	Tier 1	AR5	0	0	0	0.20833801	
Hitit Headquarter	Air Travel International, to/from non-UK Economy class With RF	1,908.5563117 passenger.km	2023-01-01	2023-12-31	Defra	2025	Tier 1	AR5	0	0	0	0.20833801	
Hitit Headquarter	Air Travel International, to/from non-UK Economy class With RF	1,908.5563117 passenger.km	2023-01-01	2023-12-31	Defra	2025	Tier 1	AR5	0	0	0	0.20833801	
Hitit Headquarter	Air Travel International, to/from non-UK Economy class With RF	6,424.52450877 passenger.km	2023-01-01	2023-12-31	Defra	2025	Tier 1	AR5	0	0	0	0.7013011	
Hitit Headquarter	Air Travel International, to/from non-UK Economy class With RF	945.51375967 passenger.km	2023-01-01	2023-12-31	Defra	2025	Tier 1	AR5	0	0	0	0.10321228	
Hitit Headquarter	Air Travel International, to/from non-UK Economy class With RF	1,908.5563117 passenger.km	2023-01-01	2023-12-31	Defra	2025	Tier 1	AR5	0	0	0	0.20833801	
Hitit Headquarter	Air Travel International, to/from non-UK Economy class With RF	1,908.5563117 passenger.km	2023-01-01	2023-12-31	Defra	2025	Tier 1	AR5	0	0	0	0.20833801	
Hitit Headquarter	Air Travel International, to/from non-UK Economy class With RF	7,888.07498471 passenger.km	2023-01-01	2023-12-31	Defra	2025	Tier 1	AR5	0	0	0	0.86106227	
Hitit Headquarter	Air Travel International, to/from non-UK Economy class With RF	17,571.89070929 passenger.km	2023-01-01	2023-12-31	Defra	2025	Tier 1	AR5	0	0	0	1.91814759	

Facility	Emission Source	Activity Data	Start Date	End Date	EF Reference	EF Year	Tier Quality	AR	tCO <sub>2</sub>	tCH <sub>4</sub>	tN <sub>2</sub> O	tCO <sub>2</sub> e	Description
Hitit Headquarter	Air Travel International, to/from non-UK Economy class With RF	22,943.63986319 passenger.km	2023-01-01	2023-12-31	Defra	2025	Tier 1	AR5	0	0	0	2.50452773	
Hitit Headquarter	Air Travel International, to/from non-UK Economy class With RF	29,000.31188573 passenger.km	2023-01-01	2023-12-31	Defra	2025	Tier 1	AR5	0	0	0	3.16567405	
Hitit Headquarter	Air Travel International, to/from non-UK Economy class With RF	738.27625739 passenger.km	2023-01-01	2023-12-31	Defra	2025	Tier 1	AR5	0	0	0	0.08059024	
Hitit Headquarter	Air Travel International, to/from non-UK Economy class With RF	738.27625739 passenger.km	2023-01-01	2023-12-31	Defra	2025	Tier 1	AR5	0	0	0	0.08059024	
Hitit Headquarter	Air Travel International, to/from non-UK Economy class With RF	6,895.84898124 passenger.km	2023-01-01	2023-12-31	Defra	2025	Tier 1	AR5	0	0	0	0.75275087	
Hitit Headquarter	Air Travel International, to/from non-UK Economy class With RF	5,405.51170841 passenger.km	2023-01-01	2023-12-31	Defra	2025	Tier 1	AR5	0	0	0	0.59006566	
Hitit Headquarter	Air Travel International, to/from non-UK Economy class With RF	5,098.65202358 passenger.km	2023-01-01	2023-12-31	Defra	2025	Tier 1	AR5	0	0	0	0.55656885	
Hitit Headquarter	Air Travel International, to/from non-UK Economy class With RF	358.57062613 passenger.km	2023-01-01	2023-12-31	Defra	2025	Tier 1	AR5	0	0	0	0.03914157	
Hitit Headquarter	Air Travel International, to/from non-UK Economy class With RF	3,562.19427352 passenger.km	2023-01-01	2023-12-31	Defra	2025	Tier 1	AR5	0	0	0	0.38884913	
Hitit Headquarter	Air Travel International, to/from non-UK Economy class With RF	15,024.36137606 passenger.km	2023-01-01	2023-12-31	Defra	2025	Tier 1	AR5	0	0	0	1.64005929	
Hitit Headquarter	Air Travel International, to/from non-UK Economy class With RF	15,024.36137606 passenger.km	2023-01-01	2023-12-31	Defra	2025	Tier 1	AR5	0	0	0	1.64005929	
Hitit Headquarter	Air Travel International, to/from non-UK Economy class With RF	3,562.19427352 passenger.km	2023-01-01	2023-12-31	Defra	2025	Tier 1	AR5	0	0	0	0.38884913	
Hitit Headquarter	Air Travel International, to/from non-UK Economy class With RF	12,428.30546473 passenger.km	2023-01-01	2023-12-31	Defra	2025	Tier 1	AR5	0	0	0	1.35667382	

Facility	Emission Source	Activity Data	Start Date	End Date	EF Reference	EF Year	Tier Quality	AR	tCO <sub>2</sub>	tCH <sub>4</sub>	tN <sub>2</sub> O	tCO <sub>2</sub> e	Description
Hitit Headquarter	Air Travel International, to/from non-UK Economy class With RF	6,214.15273236 passenger.km	2023-01-01	2023-12-31	Defra	2025	Tier 1	AR5	0	0	0	0.67833691	
Hitit Headquarter	Air Travel International, to/from non-UK Economy class With RF	3,212.26225439 passenger.km	2023-01-01	2023-12-31	Defra	2025	Tier 1	AR5	0	0	0	0.35065055	
Hitit Headquarter	Air Travel International, to/from non-UK Economy class With RF	4,795.65018731 passenger.km	2023-01-01	2023-12-31	Defra	2025	Tier 1	AR5	0	0	0	0.52349317	
Hitit Headquarter	Air Travel International, to/from non-UK Economy class With RF	12,428.30546473 passenger.km	2023-01-01	2023-12-31	Defra	2025	Tier 1	AR5	0	0	0	1.35667382	
Hitit Headquarter	Air Travel International, to/from non-UK Economy class With RF	358.57062613 passenger.km	2023-01-01	2023-12-31	Defra	2025	Tier 1	AR5	0	0	0	0.03914157	
Hitit Headquarter	Air Travel International, to/from non-UK Economy class With RF	4,977.62247909 passenger.km	2023-01-01	2023-12-31	Defra	2025	Tier 1	AR5	0	0	0	0.54335727	
Hitit Headquarter	Air Travel International, to/from non-UK Economy class With RF	7,888.07498471 passenger.km	2023-01-01	2023-12-31	Defra	2025	Tier 1	AR5	0	0	0	0.86106227	
Hitit Headquarter	Air Travel International, to/from non-UK Economy class With RF	17,359.09891298 passenger.km	2023-01-01	2023-12-31	Defra	2025	Tier 1	AR5	0	0	0	1.89491924	
Hitit Headquarter	Air Travel International, to/from non-UK Economy class With RF	17,359.09891298 passenger.km	2023-01-01	2023-12-31	Defra	2025	Tier 1	AR5	0	0	0	1.89491924	
Hitit Headquarter	Air Travel International, to/from non-UK Economy class With RF	17,359.09891298 passenger.km	2023-01-01	2023-12-31	Defra	2025	Tier 1	AR5	0	0	0	1.89491924	
Hitit Headquarter	Air Travel International, to/from non-UK Economy class With RF	17,359.09891298 passenger.km	2023-01-01	2023-12-31	Defra	2025	Tier 1	AR5	0	0	0	1.89491924	
Hitit Headquarter	Air Travel International, to/from non-UK Economy class With RF	16,771.15799276 passenger.km	2023-01-01	2023-12-31	Defra	2025	Tier 1	AR5	0	0	0	1.83073961	
Hitit Headquarter	Air Travel International, to/from non-UK Economy class With RF	5,627.90752734 passenger.km	2023-01-01	2023-12-31	Defra	2025	Tier 1	AR5	0	0	0	0.61434239	

Facility	Emission Source	Activity Data	Start Date	End Date	EF Reference	EF Year	Tier Quality	AR	tCO <sub>2</sub>	tCH <sub>4</sub>	tN <sub>2</sub> O	tCO <sub>2</sub> e	Description
Hitit Headquarter	Air Travel International, to/from non-UK Economy class With RF	22,474.32441059 passenger.km	2023-01-01	2023-12-31	Defra	2025	Tier 1	AR5	0	0	0	2.45329725	
Hitit Headquarter	Air Travel International, to/from non-UK Economy class With RF	4,138.75405882 passenger.km	2023-01-01	2023-12-31	Defra	2025	Tier 1	AR5	0	0	0	0.45178639	
Hitit Headquarter	Air Travel International, to/from non-UK Economy class With RF	7,888.07498471 passenger.km	2023-01-01	2023-12-31	Defra	2025	Tier 1	AR5	0	0	0	0.86106227	
Hitit Headquarter	Air Travel International, to/from non-UK Economy class With RF	7,888.07498471 passenger.km	2023-01-01	2023-12-31	Defra	2025	Tier 1	AR5	0	0	0	0.86106227	
Hitit Headquarter	Air Travel International, to/from non-UK Economy class With RF	7,888.07498471 passenger.km	2023-01-01	2023-12-31	Defra	2025	Tier 1	AR5	0	0	0	0.86106227	
Hitit Headquarter	Air Travel International, to/from non-UK Economy class With RF	4,367.51561976 passenger.km	2023-01-01	2023-12-31	Defra	2025	Tier 1	AR5	0	0	0	0.47675801	
Hitit Headquarter	Air Travel International, to/from non-UK Economy class With RF	4,977.62247909 passenger.km	2023-01-01	2023-12-31	Defra	2025	Tier 1	AR5	0	0	0	0.54335727	
Hitit Headquarter	Air Travel International, to/from non-UK Economy class With RF	3,212.26225439 passenger.km	2023-01-01	2023-12-31	Defra	2025	Tier 1	AR5	0	0	0	0.35065055	
Hitit Headquarter	Air Travel International, to/from non-UK Economy class With RF	542.69396542 passenger.km	2023-01-01	2023-12-31	Defra	2025	Tier 1	AR5	0	0	0	0.05924047	
Hitit Headquarter	Air Travel International, to/from non-UK Economy class With RF	17,359.09891298 passenger.km	2023-01-01	2023-12-31	Defra	2025	Tier 1	AR5	0	0	0	1.89491924	
Hitit Headquarter	Air Travel International, to/from non-UK Economy class With RF	2,702.75585421 passenger.km	2023-01-01	2023-12-31	Defra	2025	Tier 1	AR5	0	0	0	0.29503283	
Hitit Headquarter	Air Travel International, to/from non-UK Economy class With RF	6,711.79300071 passenger.km	2023-01-01	2023-12-31	Defra	2025	Tier 1	AR5	0	0	0	0.73265932	
Hitit Headquarter	Air Travel International, to/from non-UK Economy class With RF	2,065.29832204 passenger.km	2023-01-01	2023-12-31	Defra	2025	Tier 1	AR5	0	0	0	0.22544796	

Facility	Emission Source	Activity Data	Start Date	End Date	EF Reference	EF Year	Tier Quality	AR	tCO <sub>2</sub>	tCH <sub>4</sub>	tN <sub>2</sub> O	tCO <sub>2</sub> e	Description
Hitit Headquarter	Air Travel International, to/from non-UK Economy class With RF	6,424.52450877 passenger.km	2023-01-01	2023-12-31	Defra	2025	Tier 1	AR5	0	0	0	0.7013011	
Hitit Headquarter	Air Travel International, to/from non-UK Economy class With RF	22,424.22454286 passenger.km	2023-01-01	2023-12-31	Defra	2025	Tier 1	AR5	0	0	0	2.44782835	
Hitit Headquarter	Air Travel International, to/from non-UK Economy class With RF	914.40644132 passenger.km	2023-01-01	2023-12-31	Defra	2025	Tier 1	AR5	0	0	0	0.09981661	
Hitit Headquarter	Air Travel International, to/from non-UK Economy class With RF	7,888.07498471 passenger.km	2023-01-01	2023-12-31	Defra	2025	Tier 1	AR5	0	0	0	0.86106227	
Hitit Headquarter	Air Travel International, to/from non-UK Economy class With RF	1,414.79403564 passenger.km	2023-01-01	2023-12-31	Defra	2025	Tier 1	AR5	0	0	0	0.15443892	
Hitit Headquarter	Air Travel International, to/from non-UK Economy class With RF	358.57062613 passenger.km	2023-01-01	2023-12-31	Defra	2025	Tier 1	AR5	0	0	0	0.03914157	
Hitit Headquarter	Air Travel International, to/from non-UK Economy class With RF	1,130.88973394 passenger.km	2023-01-01	2023-12-31	Defra	2025	Tier 1	AR5	0	0	0	0.12344792	
Hitit Headquarter	Air Travel International, to/from non-UK Economy class With RF	7,842.87233109 passenger.km	2023-01-01	2023-12-31	Defra	2025	Tier 1	AR5	0	0	0	0.85612794	
Hitit Headquarter	Air Travel International, to/from non-UK Economy class With RF	7,842.87233109 passenger.km	2023-01-01	2023-12-31	Defra	2025	Tier 1	AR5	0	0	0	0.85612794	
Hitit Headquarter	Air Travel International, to/from non-UK Economy class With RF	1,592.02993884 passenger.km	2023-01-01	2023-12-31	Defra	2025	Tier 1	AR5	0	0	0	0.17378599	
Hitit Headquarter	Air Travel International, to/from non-UK Economy class With RF	1,592.02993884 passenger.km	2023-01-01	2023-12-31	Defra	2025	Tier 1	AR5	0	0	0	0.17378599	
Hitit Headquarter	Air Travel International, to/from non-UK Economy class With RF	7,956.27031777 passenger.km	2023-01-01	2023-12-31	Defra	2025	Tier 1	AR5	0	0	0	0.86850647	
Hitit Headquarter	Air Travel International, to/from non-UK Economy class With RF	759.41126252 passenger.km	2023-01-01	2023-12-31	Defra	2025	Tier 1	AR5	0	0	0	0.08289733	

Facility	Emission Source	Activity Data	Start Date	End Date	EF Reference	EF Year	Tier Quality	AR	tCO <sub>2</sub>	tCH <sub>4</sub>	tN <sub>2</sub> O	tCO <sub>2</sub> e	Description
Hitit Headquarter	Air Travel International, to/from non-UK Economy class With RF	759.41126252 passenger.km	2023-01-01	2023-12-31	Defra	2025	Tier 1	AR5	0	0	0	0.08289733	
Hitit Headquarter	Air Travel International, to/from non-UK Economy class With RF	759.41126252 passenger.km	2023-01-01	2023-12-31	Defra	2025	Tier 1	AR5	0	0	0	0.08289733	
Hitit Headquarter	Air Travel International, to/from non-UK Economy class With RF	1,130.88973394 passenger.km	2023-01-01	2023-12-31	Defra	2025	Tier 1	AR5	0	0	0	0.12344792	
Hitit Headquarter	Air Travel International, to/from non-UK Economy class With RF	1,130.88973394 passenger.km	2023-01-01	2023-12-31	Defra	2025	Tier 1	AR5	0	0	0	0.12344792	
Hitit Headquarter	Air Travel International, to/from non-UK Economy class With RF	1,130.88973394 passenger.km	2023-01-01	2023-12-31	Defra	2025	Tier 1	AR5	0	0	0	0.12344792	
Hitit Headquarter	Air Travel International, to/from non-UK Economy class With RF	1,130.88973394 passenger.km	2023-01-01	2023-12-31	Defra	2025	Tier 1	AR5	0	0	0	0.12344792	
Hitit Headquarter	Air Travel International, to/from non-UK Economy class With RF	1,130.88973394 passenger.km	2023-01-01	2023-12-31	Defra	2025	Tier 1	AR5	0	0	0	0.12344792	
Hitit Headquarter	Air Travel International, to/from non-UK Economy class With RF	1,130.88973394 passenger.km	2023-01-01	2023-12-31	Defra	2025	Tier 1	AR5	0	0	0	0.12344792	
Hitit Headquarter	Air Travel International, to/from non-UK Economy class With RF	1,130.88973394 passenger.km	2023-01-01	2023-12-31	Defra	2025	Tier 1	AR5	0	0	0	0.12344792	
Hitit Headquarter	Air Travel International, to/from non-UK Economy class With RF	1,130.88973394 passenger.km	2023-01-01	2023-12-31	Defra	2025	Tier 1	AR5	0	0	0	0.12344792	
Hitit Headquarter	Air Travel International, to/from non-UK Economy class With RF	1,130.88973394 passenger.km	2023-01-01	2023-12-31	Defra	2025	Tier 1	AR5	0	0	0	0.12344792	
Hitit Headquarter	Air Travel International, to/from non-UK Economy class With RF	2,280.49159446 passenger.km	2023-01-01	2023-12-31	Defra	2025	Tier 1	AR5	0	0	0	0.24893846	
Hitit Headquarter	Air Travel International, to/from non-UK Economy class With RF	1,802.06044554 passenger.km	2023-01-01	2023-12-31	Defra	2025	Tier 1	AR5	0	0	0	0.19671292	
Hitit Headquarter	Air Travel International, to/from non-UK Economy class With RF	393.50690566 passenger.km	2023-01-01	2023-12-31	Defra	2025	Tier 1	AR5	0	0	0	0.04295521	

Facility	Emission Source	Activity Data	Start Date	End Date	EF Reference	EF Year	Tier Quality	AR	tCO <sub>2</sub>	tCH <sub>4</sub>	tN <sub>2</sub> O	tCO <sub>2</sub> e	Description
Hitit Headquarter	Air Travel International, to/from non-UK Economy class With RF	1,668.30078424 passenger.km	2023-01-01	2023-12-31	Defra	2025	Tier 1	AR5	0	0	0	0.18211171	
Hitit Headquarter	Air Travel International, to/from non-UK Economy class With RF	1,748.27289668 passenger.km	2023-01-01	2023-12-31	Defra	2025	Tier 1	AR5	0	0	0	0.19084147	
Hitit Headquarter	Air Travel International, to/from non-UK Economy class With RF	4,560.98318892 passenger.km	2023-01-01	2023-12-31	Defra	2025	Tier 1	AR5	0	0	0	0.49787692	
Hitit Headquarter	Air Travel International, to/from non-UK Economy class With RF	1,748.27289668 passenger.km	2023-01-01	2023-12-31	Defra	2025	Tier 1	AR5	0	0	0	0.19084147	
Hitit Headquarter	Air Travel International, to/from non-UK Economy class With RF	1,108.94715811 passenger.km	2023-01-01	2023-12-31	Defra	2025	Tier 1	AR5	0	0	0	0.12105267	
Hitit Headquarter	Air Travel International, to/from non-UK Economy class With RF	2,019.73984102 passenger.km	2023-01-01	2023-12-31	Defra	2025	Tier 1	AR5	0	0	0	0.2204748	
Hitit Headquarter	Air Travel International, to/from non-UK Economy class With RF	3,800.03820566 passenger.km	2023-01-01	2023-12-31	Defra	2025	Tier 1	AR5	0	0	0	0.41481217	
Hitit Headquarter	Air Travel International, to/from non-UK Economy class With RF	926.18336564 passenger.km	2023-01-01	2023-12-31	Defra	2025	Tier 1	AR5	0	0	0	0.10110218	
Hitit Headquarter	Air Travel International, to/from non-UK Economy class With RF	343.46488916 passenger.km	2023-01-01	2023-12-31	Defra	2025	Tier 1	AR5	0	0	0	0.03749263	
Hitit Headquarter	Air Travel International, to/from non-UK Economy class With RF	926.18336564 passenger.km	2023-01-01	2023-12-31	Defra	2025	Tier 1	AR5	0	0	0	0.10110218	
Hitit Headquarter	Air Travel International, to/from non-UK Economy class With RF	646.25555184 passenger.km	2023-01-01	2023-12-31	Defra	2025	Tier 1	AR5	0	0	0	0.07054526	
Hitit Headquarter	Air Travel International, to/from non-UK Economy class With RF	646.25555184 passenger.km	2023-01-01	2023-12-31	Defra	2025	Tier 1	AR5	0	0	0	0.07054526	
Hitit Headquarter	Air Travel International, to/from non-UK Economy class With RF	646.25555184 passenger.km	2023-01-01	2023-12-31	Defra	2025	Tier 1	AR5	0	0	0	0.07054526	

Facility	Emission Source	Activity Data	Start Date	End Date	EF Reference	EF Year	Tier Quality	AR	tCO <sub>2</sub>	tCH <sub>4</sub>	tN <sub>2</sub> O	tCO <sub>2</sub> e	Description
Hitit Headquarter	Air Travel International, to/from non-UK Economy class With RF	2,217.89431622 passenger.km	2023-01-01	2023-12-31	Defra	2025	Tier 1	AR5	0	0	0	0.24210534	
Hitit Headquarter	Air Travel International, to/from non-UK Economy class With RF	926.18336564 passenger.km	2023-01-01	2023-12-31	Defra	2025	Tier 1	AR5	0	0	0	0.10110218	
Hitit Headquarter	Air Travel International, to/from non-UK Economy class With RF	463.09168282 passenger.km	2023-01-01	2023-12-31	Defra	2025	Tier 1	AR5	0	0	0	0.05055109	
Hitit Headquarter	Air Travel International, to/from non-UK Economy class With RF	463.09168282 passenger.km	2023-01-01	2023-12-31	Defra	2025	Tier 1	AR5	0	0	0	0.05055109	
Hitit Headquarter	Air Travel International, to/from non-UK Economy class With RF	686.92977831 passenger.km	2023-01-01	2023-12-31	Defra	2025	Tier 1	AR5	0	0	0	0.07498525	
Hitit Headquarter	Air Travel International, to/from non-UK Economy class With RF	4,560.98318892 passenger.km	2023-01-01	2023-12-31	Defra	2025	Tier 1	AR5	0	0	0	0.49787692	
Hitit Headquarter	Air Travel International, to/from non-UK Economy class With RF	358.57062613 passenger.km	2023-01-01	2023-12-31	Defra	2025	Tier 1	AR5	0	0	0	0.03914157	
Hitit Headquarter	Air Travel International, to/from non-UK Economy class With RF	358.57062613 passenger.km	2023-01-01	2023-12-31	Defra	2025	Tier 1	AR5	0	0	0	0.03914157	
Hitit Headquarter	Air Travel International, to/from non-UK Economy class With RF	1,952.96832461 passenger.km	2023-01-01	2023-12-31	Defra	2025	Tier 1	AR5	0	0	0	0.21318602	
Hitit Headquarter	Air Travel International, to/from non-UK Economy class With RF	717.14125225 passenger.km	2023-01-01	2023-12-31	Defra	2025	Tier 1	AR5	0	0	0	0.07828314	
Hitit Headquarter	Air Travel International, to/from non-UK Economy class With RF	5,946.42667788 passenger.km	2023-01-01	2023-12-31	Defra	2025	Tier 1	AR5	0	0	0	0.64911194	
Hitit Headquarter	Air Travel International, to/from non-UK Economy class With RF	2,246.48770794 passenger.km	2023-01-01	2023-12-31	Defra	2025	Tier 1	AR5	0	0	0	0.2452266	
Hitit Headquarter	Air Travel International, to/from non-UK Economy class With RF	717.14125225 passenger.km	2023-01-01	2023-12-31	Defra	2025	Tier 1	AR5	0	0	0	0.07828314	

Facility	Emission Source	Activity Data	Start Date	End Date	EF Reference	EF Year	Tier Quality	AR	tCO <sub>2</sub>	tCH <sub>4</sub>	tN <sub>2</sub> O	tCO <sub>2</sub> e	Description
Hitit Headquarter	Air Travel International, to/from non-UK Economy class With RF	2,073.91537225 passenger.km	2023-01-01	2023-12-31	Defra	2025	Tier 1	AR5	0	0	0	0.2263886	
Hitit Headquarter	Air Travel International, to/from non-UK Economy class With RF	1,900.01910283 passenger.km	2023-01-01	2023-12-31	Defra	2025	Tier 1	AR5	0	0	0	0.20740609	
Hitit Headquarter	Air Travel International, to/from non-UK Economy class With RF	926.18336564 passenger.km	2023-01-01	2023-12-31	Defra	2025	Tier 1	AR5	0	0	0	0.10110218	
Hitit Headquarter	Air Travel International, to/from non-UK Economy class With RF	2,967.49990736 passenger.km	2023-01-01	2023-12-31	Defra	2025	Tier 1	AR5	0	0	0	0.32393229	
Hitit Headquarter	Air Travel International, to/from non-UK Economy class With RF	2,030.34432962 passenger.km	2023-01-01	2023-12-31	Defra	2025	Tier 1	AR5	0	0	0	0.22163239	
Hitit Headquarter	Air Travel International, to/from non-UK Economy class With RF	2,019.73984102 passenger.km	2023-01-01	2023-12-31	Defra	2025	Tier 1	AR5	0	0	0	0.2204748	
Hitit Headquarter	Air Travel International, to/from non-UK Economy class With RF	3,220.05947813 passenger.km	2023-01-01	2023-12-31	Defra	2025	Tier 1	AR5	0	0	0	0.35150169	
Hitit Headquarter	Air Travel International, to/from non-UK Economy class With RF	343.46488916 passenger.km	2023-01-01	2023-12-31	Defra	2025	Tier 1	AR5	0	0	0	0.03749263	
Hitit Headquarter	Air Travel International, to/from non-UK Economy class With RF	358.57062613 passenger.km	2023-01-01	2023-12-31	Defra	2025	Tier 1	AR5	0	0	0	0.03914157	
Hitit Headquarter	Air Travel International, to/from non-UK Economy class With RF	4,550.86692489 passenger.km	2023-01-01	2023-12-31	Defra	2025	Tier 1	AR5	0	0	0	0.49677263	
Hitit Headquarter	Air Travel International, to/from non-UK Economy class With RF	1,900.01910283 passenger.km	2023-01-01	2023-12-31	Defra	2025	Tier 1	AR5	0	0	0	0.20740609	
Hitit Headquarter	Air Travel International, to/from non-UK Economy class With RF	2,073.91537225 passenger.km	2023-01-01	2023-12-31	Defra	2025	Tier 1	AR5	0	0	0	0.2263886	
Hitit Headquarter	Air Travel International, to/from non-UK Economy class With RF	358.57062613 passenger.km	2023-01-01	2023-12-31	Defra	2025	Tier 1	AR5	0	0	0	0.03914157	

Facility	Emission Source	Activity Data	Start Date	End Date	EF Reference	EF Year	Tier Quality	AR	tCO <sub>2</sub>	tCH <sub>4</sub>	tN <sub>2</sub> O	tCO <sub>2</sub> e	Description
Hitit Headquarter	Air Travel International, to/from non-UK Economy class With RF	2,967.49990736 passenger.km	2023-01-01	2023-12-31	Defra	2025	Tier 1	AR5	0	0	0	0.32393229	
Hitit Headquarter	Air Travel International, to/from non-UK Economy class With RF	542.69396542 passenger.km	2023-01-01	2023-12-31	Defra	2025	Tier 1	AR5	0	0	0	0.05924047	
Hitit Headquarter	Air Travel International, to/from non-UK Economy class With RF	542.69396542 passenger.km	2023-01-01	2023-12-31	Defra	2025	Tier 1	AR5	0	0	0	0.05924047	
Hitit Headquarter	Air Travel International, to/from non-UK Economy class With RF	3,001.89047798 passenger.km	2023-01-01	2023-12-31	Defra	2025	Tier 1	AR5	0	0	0	0.32768636	
Hitit Headquarter	Air Travel International, to/from non-UK Economy class With RF	926.18336564 passenger.km	2023-01-01	2023-12-31	Defra	2025	Tier 1	AR5	0	0	0	0.10110218	
Hitit Headquarter	Air Travel International, to/from non-UK Economy class With RF	4,492.97541587 passenger.km	2023-01-01	2023-12-31	Defra	2025	Tier 1	AR5	0	0	0	0.4904532	
Hitit Headquarter	Air Travel International, to/from non-UK Economy class With RF	4,920.19095347 passenger.km	2023-01-01	2023-12-31	Defra	2025	Tier 1	AR5	0	0	0	0.53708804	
Hitit Headquarter	Air Travel International, to/from non-UK Economy class With RF	1,563.93061406 passenger.km	2023-01-01	2023-12-31	Defra	2025	Tier 1	AR5	0	0	0	0.17071867	
Hitit Headquarter	Air Travel International, to/from non-UK Economy class With RF	5,497.92561465 passenger.km	2023-01-01	2023-12-31	Defra	2025	Tier 1	AR5	0	0	0	0.60015356	
Hitit Headquarter	Air Travel International, to/from non-UK Economy class With RF	370.44882883 passenger.km	2023-01-01	2023-12-31	Defra	2025	Tier 1	AR5	0	0	0	0.04043819	
Hitit Headquarter	Air Travel International, to/from non-UK Economy class With RF	646.25555184 passenger.km	2023-01-01	2023-12-31	Defra	2025	Tier 1	AR5	0	0	0	0.07054526	
Hitit Headquarter	Air Travel International, to/from non-UK Economy class With RF	646.25555184 passenger.km	2023-01-01	2023-12-31	Defra	2025	Tier 1	AR5	0	0	0	0.07054526	
Hitit Headquarter	Air Travel International, to/from non-UK Economy class With RF	904.15076601 passenger.km	2023-01-01	2023-12-31	Defra	2025	Tier 1	AR5	0	0	0	0.0986971	

Facility	Emission Source	Activity Data	Start Date	End Date	EF Reference	EF Year	Tier Quality	AR	tCO <sub>2</sub>	tCH <sub>4</sub>	tN <sub>2</sub> O	tCO <sub>2</sub> e	Description
Hitit Headquarter	Air Travel International, to/from non-UK Economy class With RF	2,755.68386764 passenger.km	2023-01-01	2023-12-31	Defra	2025	Tier 1	AR5	0	0	0	0.30081045	
Hitit Headquarter	Air Travel International, to/from non-UK Economy class With RF	4,550.86692489 passenger.km	2023-01-01	2023-12-31	Defra	2025	Tier 1	AR5	0	0	0	0.49677263	
Hitit Headquarter	Air Travel International, to/from non-UK Economy class With RF	2,387.12064899 passenger.km	2023-01-01	2023-12-31	Defra	2025	Tier 1	AR5	0	0	0	0.26057809	
Hitit Headquarter	Air Travel International, to/from non-UK Economy class With RF	879.76818368 passenger.km	2023-01-01	2023-12-31	Defra	2025	Tier 1	AR5	0	0	0	0.09603549	
Hitit Headquarter	Air Travel International, to/from non-UK Economy class With RF	343.46488916 passenger.km	2023-01-01	2023-12-31	Defra	2025	Tier 1	AR5	0	0	0	0.03749263	
Hitit Headquarter	Air Travel International, to/from non-UK Economy class With RF	2,275.43346245 passenger.km	2023-01-01	2023-12-31	Defra	2025	Tier 1	AR5	0	0	0	0.24838632	
Hitit Headquarter	Air Travel International, to/from non-UK Economy class With RF	358.57062613 passenger.km	2023-01-01	2023-12-31	Defra	2025	Tier 1	AR5	0	0	0	0.03914157	
Hitit Headquarter	Air Travel International, to/from non-UK Economy class With RF	879.76818368 passenger.km	2023-01-01	2023-12-31	Defra	2025	Tier 1	AR5	0	0	0	0.09603549	
Hitit Headquarter	Air Travel International, to/from non-UK Economy class With RF	764.7687796 passenger.km	2023-01-01	2023-12-31	Defra	2025	Tier 1	AR5	0	0	0	0.08348216	
Hitit Headquarter	Air Travel International, to/from non-UK Economy class With RF	4,492.97541587 passenger.km	2023-01-01	2023-12-31	Defra	2025	Tier 1	AR5	0	0	0	0.4904532	
Hitit Headquarter	Air Travel International, to/from non-UK Economy class With RF	4,492.97541587 passenger.km	2023-01-01	2023-12-31	Defra	2025	Tier 1	AR5	0	0	0	0.4904532	
Hitit Headquarter	Air Travel International, to/from non-UK Economy class With RF	4,492.97541587 passenger.km	2023-01-01	2023-12-31	Defra	2025	Tier 1	AR5	0	0	0	0.4904532	
Hitit Headquarter	Air Travel International, to/from non-UK Economy class With RF	4,492.97541587 passenger.km	2023-01-01	2023-12-31	Defra	2025	Tier 1	AR5	0	0	0	0.4904532	

Facility	Emission Source	Activity Data	Start Date	End Date	EF Reference	EF Year	Tier Quality	AR	tCO <sub>2</sub>	tCH <sub>4</sub>	tN <sub>2</sub> O	tCO <sub>2</sub> e	Description
Hitit Headquarter	Air Travel International, to/from non-UK Economy class With RF	4,492.97541587 passenger.km	2023-01-01	2023-12-31	Defra	2025	Tier 1	AR5	0	0	0	0.4904532	
Hitit Headquarter	Air Travel International, to/from non-UK Economy class With RF	4,492.97541587 passenger.km	2023-01-01	2023-12-31	Defra	2025	Tier 1	AR5	0	0	0	0.4904532	
Hitit Headquarter	Air Travel International, to/from non-UK Economy class With RF	4,492.97541587 passenger.km	2023-01-01	2023-12-31	Defra	2025	Tier 1	AR5	0	0	0	0.4904532	
Hitit Headquarter	Air Travel International, to/from non-UK Economy class With RF	4,492.97541587 passenger.km	2023-01-01	2023-12-31	Defra	2025	Tier 1	AR5	0	0	0	0.4904532	
Hitit Headquarter	Air Travel International, to/from non-UK Economy class With RF	2,073.91537225 passenger.km	2023-01-01	2023-12-31	Defra	2025	Tier 1	AR5	0	0	0	0.2263886	
Hitit Headquarter	Air Travel International, to/from non-UK Economy class With RF	4,492.97541587 passenger.km	2023-01-01	2023-12-31	Defra	2025	Tier 1	AR5	0	0	0	0.4904532	
Hitit Headquarter	Air Travel International, to/from non-UK Economy class With RF	3,496.54579336 passenger.km	2023-01-01	2023-12-31	Defra	2025	Tier 1	AR5	0	0	0	0.38168294	
Hitit Headquarter	Air Travel International, to/from non-UK Economy class With RF	4,492.97541587 passenger.km	2023-01-01	2023-12-31	Defra	2025	Tier 1	AR5	0	0	0	0.4904532	
Hitit Headquarter	Air Travel International, to/from non-UK Economy class With RF	5,934.99981471 passenger.km	2023-01-01	2023-12-31	Defra	2025	Tier 1	AR5	0	0	0	0.64786458	
Hitit Headquarter	Air Travel International, to/from non-UK Economy class With RF	2,967.49990736 passenger.km	2023-01-01	2023-12-31	Defra	2025	Tier 1	AR5	0	0	0	0.32393229	
Hitit Headquarter	Air Travel International, to/from non-UK Economy class With RF	1,952.96832461 passenger.km	2023-01-01	2023-12-31	Defra	2025	Tier 1	AR5	0	0	0	0.21318602	
Hitit Headquarter	Air Travel International, to/from non-UK Economy class With RF	2,246.48770794 passenger.km	2023-01-01	2023-12-31	Defra	2025	Tier 1	AR5	0	0	0	0.2452266	
Hitit Headquarter	Air Travel International, to/from non-UK Economy class With RF	2,280.49159446 passenger.km	2023-01-01	2023-12-31	Defra	2025	Tier 1	AR5	0	0	0	0.24893846	

Facility	Emission Source	Activity Data	Start Date	End Date	EF Reference	EF Year	Tier Quality	AR	tCO <sub>2</sub>	tCH <sub>4</sub>	tN <sub>2</sub> O	tCO <sub>2</sub> e	Description
Hitit Headquarter	Air Travel International, to/from non-UK Economy class With RF	4,560.98318892 passenger.km	2023-01-01	2023-12-31	Defra	2025	Tier 1	AR5	0	0	0	0.49787692	
Hitit Headquarter	Air Travel International, to/from non-UK Economy class With RF	5,253.43142636 passenger.km	2023-01-01	2023-12-31	Defra	2025	Tier 1	AR5	0	0	0	0.57346457	
Hitit Headquarter	Air Travel International, to/from non-UK Economy class With RF	702.03551528 passenger.km	2023-01-01	2023-12-31	Defra	2025	Tier 1	AR5	0	0	0	0.0766342	
The Netherlands Office	Air Travel International, to/from non-UK Economy class With RF	1,363.98610503 passenger.km	2023-01-01	2023-12-31	Defra	2025	Tier 1	AR5	0	0	0	0.14889272	
The Netherlands Office	Air Travel International, to/from non-UK Economy class With RF	3,692.59431984 passenger.km	2023-01-01	2023-12-31	Defra	2025	Tier 1	AR5	0	0	0	0.4030836	
The Netherlands Office	Air Travel International, to/from non-UK Economy class With RF	13,223.72608155 passenger.km	2023-01-01	2023-12-31	Defra	2025	Tier 1	AR5	0	0	0	1.44350194	
The Netherlands Office	Air Travel International, to/from non-UK Economy class With RF	740.89765766 passenger.km	2023-01-01	2023-12-31	Defra	2025	Tier 1	AR5	0	0	0	0.08087639	
The Netherlands Office	Air Travel International, to/from non-UK Economy class With RF	17,359.09891298 passenger.km	2023-01-01	2023-12-31	Defra	2025	Tier 1	AR5	0	0	0	1.89491924	

### 3.7 Employee Commuting

Facility	Emission Source	Activity Data	Start Date	End Date	EF Reference	EF Year	Tier Quality	AR	tCO <sub>2</sub>	tCH <sub>4</sub>	tN <sub>2</sub> O	tCO <sub>2</sub> e	Description
Hitit Headquarter	Personnel Services	25,116 km	2023-01-01	2023-12-31	IVECO ICCT	2019	Tier 1	AR5	0	0	0	5.249244	
Hitit Headquarter	Homeworking (office equipment + heating)	624,147.97 per FTE Working Hour	2023-01-01	2023-12-31	Defra	2025	Tier 1	AR5	0	0	0	208.32810943	

### 3.11 Use of Sold Products

Facility	Emission Source	Activity Data	Start Date	End Date	EF Reference	EF Year	Tier Quality	AR	tCO <sub>2</sub>	tCH <sub>4</sub>	tN <sub>2</sub> O	tCO <sub>2</sub> e	Description
Hitit Headquarter	Electricity Generation - energy_generation	218,000 kWh	2023-01-01	2023-12-31	Türkiye National Inventory	2021	Tier 2	AR6	0	0	0	95.702	Hitit Server - Pegasus



#### 8. PROPERTIES OF FUEL TABLE

---

Emission Source	Calorific Value	Density	Description
-----------------	-----------------	---------	-------------

*No data available.*


**9. UNCERTAINTY CALCULATION TABLE**
*Cumulative Uncertainty: 4.075599%*
*Level of insurance: ■ Good (Reliable)*
**Source:** EU ETS Monitoring and Reporting Regulation (MRR)

*\* Manually measured*
**SCOPE 1**

Sub-Category	Emission Source	Activity Data	Activity Data Uncertainty	EF	EF Uncertainty	tCO <sub>2</sub> e	Calculated Emission Uncertainty	Variable 1	Variable 2
1.1 Stationary Combustion	Doğal Gaz (HİTİT BİLGİSAYAR HİZMETLERİ A.Ş.)	1,430.76857825 m3	7%*	0.00193837 tCO <sub>2</sub> e/m3	7%*	2.77335201	9.89949494%	27.4547842	753.76517547
1.2 Mobile Combustion	Benzin - Katalitik Oksidasyon (HİTİT BİLGİSAYAR HİZMETLERİ A.Ş.)	1,189.62 L	7%*	0.00235027 tCO <sub>2</sub> e/L	7%*	2.79592312	9.89949494%	27.67822676	766.08423658
1.4 Fugitive Emissions	R-410A	4.578 kg	7%*	2.2555 tCO <sub>2</sub> e/kg	7%*	10.325679	9.89949494%	102.21900698	10,448.72538798
	R-407C	0.022 kg	7%*	1.90793 tCO <sub>2</sub> e/kg	7%*	0.04197446	9.89949494%	0.41552595	0.17266182
	Carbon dioxide	3.32 kg	7%*	0.001 tCO <sub>2</sub> e/kg	7%*	0.00332	9.89949494%	0.03286632	0.00108019

**SCOPE 2**

Sub-Category	Emission Source	Activity Data	Activity Data Uncertainty	EF	EF Uncertainty	tCO <sub>2</sub> e	Calculated Emission Uncertainty	Variable 1	Variable 2
2.1 Electricity	Electricity generated	99,784.73596282 kWh	7%*	0.000439 tCO <sub>2</sub> e/kWh	7%*	43.80549909	9.89949494%	433.65231641	188,054.33152776
	Electricity Generation - energy_generation	17,795.45706683 kWh	7%*	0.000439 tCO <sub>2</sub> e/kWh	7%*	7.81220565	9.89949494%	77.3368903	5,980.99460127
2.2 Steam, Heat and Cooling	Teknokent Office (diesel) (HİTİT BİLGİSAYAR HİZMETLERİ A.Ş.)	9,913.889682 kWh	7%*	0.00026765 tCO <sub>2</sub> e/kWh	7%*	2.65346227	9.89949494%	26.26793636	690.00448061
	Teknokent Office (natural gas) (HİTİT BİLGİSAYAR HİZMETLERİ A.Ş.)	283,463.26832271 kWh	7%*	0.00020216 tCO <sub>2</sub> e/kWh	7%*	57.3045669	9.89949494%	567.28626992	321,813.71203975

**SCOPE 3**

Sub-Category	Emission Source	Activity Data	Activity Data Uncertainty	EF	EF Uncertainty	tCO <sub>2</sub> e	Calculated Emission Uncertainty	Variable 1	Variable 2
3.1 Purchased Goods and Services	Bulut Hizmeti - Belçika Google (HİTİT BİLGİSAYAR HİZMETLERİ A.Ş.)	77,844.31137725 kWh	7%*	0.000167 tCO <sub>2</sub> e/kWh	7%*	13	9.89949494%	128.69343418	16,562.00000104
	Veri Merkezi Hizmeti (HİTİT BİLGİSAYAR HİZMETLERİ A.Ş.)	501,095.8 kWh	7%*	0.000439 tCO <sub>2</sub> e/kWh	7%*	219.9810562	9.89949494%	2,177.701352	4,742,383.17850263
	Bulut Hizmeti - Almanya IBM (HİTİT BİLGİSAYAR HİZMETLERİ A.Ş.)	76,942.5477707 kWh	7%*	0.000314 tCO <sub>2</sub> e/kWh	7%*	24.15996	9.89949494%	239.17140169	57,202.95938636
	Ofis Satın Alımları (HİTİT BİLGİSAYAR HİZMETLERİ A.Ş.)	2,227.89258635 USD	7%*	0.0000342 tCO <sub>2</sub> e/USD	7%*	0.07619637	9.89949494%	0.75430553	0.56897683
	Ofis Satın Alımları (kağıt) (HİTİT BİLGİSAYAR HİZMETLERİ A.Ş.)	2,265.9873631 USD	7%*	0.00039455 tCO <sub>2</sub> e/USD	7%*	0.89405118	9.89949494%	8.85065515	78.33409658
	Water supply	1,552.38814057 m <sup>3</sup>	7%*	0.00017668 tCO <sub>2</sub> e/m <sup>3</sup>	7%*	0.27428299	9.89949494%	2.71526312	7.37265381
3.2 Capital Goods	Electrical items - IT Primary material production	171.348 kg	7%*	0.02486548 tCO <sub>2</sub> e/kg	7%*	4.26064951	9.89949494%	42.17827822	1,779.0071536
3.3 Fuel and Energy Related Activities	WTT- Electricity (generation) Turkey	117,580.19302965 kWh	7%*	0.00010266 tCO <sub>2</sub> e/kWh	7%*	12.07025479	9.89949494%	119.48942617	14,277.72296644
	WTT- overseas electricity (T&D) Turkey	117,580.19302965 kWh	7%*	0.00001274 tCO <sub>2</sub> e/kWh	7%*	1.49780633	9.89949494%	14.82752617	219.85553232
	Elektrik transmission and distribution (HİTİT BİLGİSAYAR HİZMETLERİ A.Ş.)	117,580.19302965 kWh	7%*	0.00005242 tCO <sub>2</sub> e/kWh	7%*	6.16315395	9.89949494%	61.01211128	3,722.47772284
	WTT - Liquid fuels Petrol (average biofuel blend)	1,153.39 L	7%*	0.00058094 tCO <sub>2</sub> e/L	7%*	0.67005039	9.89949494%	6.63316041	43.99881702
	WTT - Liquid fuels Diesel (average biofuel blend)	1,000 L	7%*	0.00061101 tCO <sub>2</sub> e/L	7%*	0.61101	9.89949494%	6.0486904	36.58665556
	WTT - Gaseous fuels Natural gas (100% mineral blend)	30,958.620795 m <sup>3</sup>	7%*	0.0003366 tCO <sub>2</sub> e/m <sup>3</sup>	7%*	10.42067176	9.89949494%	103.15938732	10,641.85919224
3.4 Upstream Transportation and Distribution	HGV - All rigids - Average Laden Good Purchased Transport (HİTİT	563.74900901 tonne.km	7%*	0.00023037 tCO <sub>2</sub> e/tonne.km	7%*	0.12987067	9.89949494%	1.285654	1.65290621

Sub-Category	Emission Source	Activity Data	Activity Data Uncertainty	EF	EF Uncertainty	tCO <sub>2</sub> e	Calculated Emission Uncertainty	Variable 1	Variable 2
	BİLGİSAYAR HİZMETLERİ A.Ş.)								
	HGV - All rigids - Average Laden Capital Goods Transport (HİTİT BİLGİSAYAR HİZMETLERİ A.Ş.)	2.9083415 tonne.km	7%*	0.00057514 tCO <sub>2</sub> e/tonne.km	7%*	0.0016727	9.89949494%	0.01655891	0.0002742
3.5 Waste Generated in Operations	Paper Paper and board: mixed Closed-loop	1,281.68168168 kg	7%*	0.00002128 tCO <sub>2</sub> e/kg	7%*	0.02727522	9.89949494%	0.27001091	0.07290589
	Electrical items Batteries Open-loop	52.43243243 kg	7%*	0.00002128 tCO <sub>2</sub> e/kg	7%*	0.0011158	9.89949494%	0.0110459	0.00012201
	Plastic Plastics: average plastics Closed-loop	1,936.11611612 kg	7%*	0.00002128 tCO <sub>2</sub> e/kg	7%*	0.04120211	9.89949494%	0.40788012	0.16636619
	Water treatment	1,397.14932651 m3	7%*	0.00020132 tCO <sub>2</sub> e/m3	7%*	0.28127172	9.89949494%	2.78444793	7.75315027
3.6 Business Travel	Air Travel International, to/from non-UK Economy class With RF	2,009,141.71467166 passenger.km	7%*	0.00010916 tCO <sub>2</sub> e/passenger.km	7%*	219.31790957	9.89949494%	2,171.13653533	4,713,833.85504476
	Air Travel International, to/from non-UK Business class With RF	23,511.10296406 passenger.km	7%*	0.00031656 tCO <sub>2</sub> e/passenger.km	7%*	7.44267475	9.89949494%	73.67872105	5,428.55393556
3.7 Employee Commuting	Homeworking (office equipment + heating)	624,147.97 per FTE Working Hour	7%*	0.00033378 tCO <sub>2</sub> e/per FTE Working Hour	7%*	208.32810943	9.89949494%	2,062.34306442	4,253,258.91536128
	Personnel Services	25,116 km	7%*	0.000209 tCO <sub>2</sub> e/km	7%*	5.249244	9.89949494%	51.9648644	2,700.34713211
3.11 Use of Sold Products	Electricity Generation - energy_generation	218,000 kWh	7%*	0.000439 tCO <sub>2</sub> e/kWh	7%*	95.702	9.89949494%	947.40146442	897,569.53478516



## 10. EMISSION FACTORS TABLE

SCOPE	Sub-Category	Emission Source	EF Reference	EF Year	Tier Quality	AR	Input Unit	EF CO <sub>2</sub> (kgCO <sub>2</sub> / Input Unit)	EF CH <sub>4</sub> (kgCH <sub>4</sub> / Input Unit)	EF N <sub>2</sub> O (kgN <sub>2</sub> O / Input Unit)	EF CO <sub>2</sub> e (kgCO <sub>2</sub> e / Input Unit)
SCOPE 1	1.1 Stationary Combustion	Doğal Gaz (HİTİT BİLGİSAYAR HİZMETLERİ A.Ş.)	IPCC	2006	Tier 1	AR6	m3	0	0	0	1.93836519
	1.2 Mobile Combustion	Benzin - Katalitik Oksidasyon (HİTİT BİLGİSAYAR HİZMETLERİ A.Ş.)	IPCC	2006	Tier 1	AR6	L	0	0	0	2.35026573
	1.4 Fugitive Emissions	R-410A	IPCC	2006	Tier 1	AR6	kg	0	0	0	2,255.5
		R-407C	IPCC	2006	Tier 1	AR6	kg	0	0	0	1,907.93
		Carbon dioxide	IPCC	2006	Tier 1	AR6	kg	0	0	0	1
SCOPE 2	2.1 Electricity	Electricity generated	Türkiye Ulusal Envanter	2021	Tier 1	AR5	kWh	0	0	0	0.439
		Electricity Generation - energy_generation	Türkiye National Inventory	2021	Tier 2	AR6	kWh	0	0	0	0.439
	2.2 Steam, Heat and Cooling	Teknokent Office (diesel) (HİTİT BİLGİSAYAR HİZMETLERİ A.Ş.)	Firma'ya Özel	2023	Tier 1	AR6	kWh	0	0	0	0.26765098
		Teknokent Office (natural gas) (HİTİT BİLGİSAYAR HİZMETLERİ A.Ş.)	Firma'ya Özel	2023	Tier 1	AR6	kWh	0	0	0	0.2021587
SCOPE 3	3.1 Purchased Goods and Services	Bulut Hizmeti - Belçika Google (HİTİT BİLGİSAYAR HİZMETLERİ A.Ş.)	EEA	2020	Tier 1	AR5	kWh	0	0	0	0.167
		Veri Merkezi Hizmeti (HİTİT BİLGİSAYAR HİZMETLERİ A.Ş.)	Türkiye National Inventory	2021	Tier 2	AR5	kWh	0	0	0	0.439
		Bulut Hizmeti - Almanya IBM (HİTİT BİLGİSAYAR HİZMETLERİ A.Ş.)	EEA	2020	Tier 1	AR5	kWh	0	0	0	0.314
		Ofis Satın Alımları (HİTİT BİLGİSAYAR HİZMETLERİ A.Ş.)	EPA	2022	Tier 1	AR5	USD	0	0	0	0.03420109

SCOPE	Sub-Category	Emission Source	EF Reference	EF Year	Tier Quality	AR	Input Unit	EF CO <sub>2</sub> (kgCO <sub>2</sub> / Input Unit)	EF CH <sub>4</sub> (kgCH <sub>4</sub> / Input Unit)	EF N <sub>2</sub> O (kgN <sub>2</sub> O / Input Unit)	EF CO <sub>2</sub> e (kgCO <sub>2</sub> e / Input Unit)	
		Ofis Satın Alımları (kağıt) (HİTİT BİLGİSAYAR HİZMETLERİ A.Ş.)	EPA	2022	Tier 1	AR5	USD	0	0	0	0.39455259	
		Water supply	Defra	2023	Tier 1	AR5	m3	0	0	0	0.17668455	
	3.2 Capital Goods	Electrical items - IT Primary material production	Defra	2023	Tier 1	AR5	kg	0	0	0	24.86547556	
	3.3 Fuel and Energy Related Activities		WTT- Electricity (generation) Turkey	Defra	2021	Tier 2	AR5	kWh	0	0	0	0.10265551
			WTT- overseas electricity (T&D) Turkey	Defra	2021	Tier 2	AR5	kWh	0	0	0	0.01273859
			WTT - Liquid fuels Petrol (average biofuel blend)	Defra	2023	Tier 1	AR5	L	0	0	0	0.58094
			Elektrik transmission and distribution (HİTİT BİLGİSAYAR HİZMETLERİ A.Ş.)	Türkiye Ulusal Envanter	2023	Tier 2	AR5	kWh	0	0	0	0.0524166
			WTT - Gaseous fuels Natural gas (100% mineral blend)	Defra	2023	Tier 1	AR5	m3	0	0	0	0.3366
			WTT - Liquid fuels Diesel (average biofuel blend)	Defra	2023	Tier 1	AR5	L	0	0	0	0.61101
	3.4 Upstream Transportation and Distribution		HGV - All rigids - Average Laden Good Purchased Transport (HİTİT BİLGİSAYAR HİZMETLERİ A.Ş.)	Defra	2021	Tier 1	AR5	tonne.km	0	0	0	0.23036966
			HGV - All rigids - Average Laden Capital Goods Transport (HİTİT BİLGİSAYAR HİZMETLERİ A.Ş.)	Defra	2021	Tier 1	AR5	tonne.km	0	0	0	0.57513974
	3.5 Waste Generated in Operations		Paper Paper and board: mixed Closed-loop	Defra	2023	Tier 1	AR5	kg	0	0	0	0.02128081
			Electrical items Batteries Open-loop	Defra	2023	Tier 1	AR5	kg	0	0	0	0.02128081
			Water treatment	Defra	2023	Tier 1	AR5	m3	0	0	0	0.20131829

SCOPE	Sub-Category	Emission Source	EF Reference	EF Year	Tier Quality	AR	Input Unit	EF CO <sub>2</sub> (kgCO <sub>2</sub> / Input Unit)	EF CH <sub>4</sub> (kgCH <sub>4</sub> / Input Unit)	EF N <sub>2</sub> O (kgN <sub>2</sub> O / Input Unit)	EF CO <sub>2</sub> e (kgCO <sub>2</sub> e / Input Unit)
		Plastic Plastics: average plastics Closed-loop	Defra	2023	Tier 1	AR5	kg	0	0	0	0.02128081
	3.6 Business Travel	Air Travel International, to/from non-UK Economy class With RF	Defra	2025	Tier 1	AR5	passenger.km	0	0	0	0.10916
		Air Travel International, to/from non-UK Business class With RF	Defra	2025	Tier 1	AR5	passenger.km	0	0	0	0.31656
	3.7 Employee Commuting	Homeworking (office equipment + heating)	Defra	2025	Tier 1	AR5	per FTE Working Hour	0	0	0	0.33378
		Personnel Services	IVECO ICCT	2019	Tier 1	AR5	km	0	0	0	0.209
	3.11 Use of Sold Products	Electricity Generation - energy_generation	Türkiye National Inventory	2021	Tier 2	AR6	kWh	0	0	0	0.439



## ANNEX-1: EMISSION CALCULATION AND UNCERTAINTY ASSESSMENT METHODOLOGY

### 11.1 EMISSION CALCULATION METHODOLOGY

Emission calculations on the Carbondeck platform are performed in line with GHG Protocol and IPCC methodologies.

#### Process sequence:

Emission factor transformation → Derivation of a CO<sub>2</sub>e-based emission factor → Unit conversions → Multiplication by activity data → Final emission value

#### Emission Factor Transformations

In Carbondeck, emission factors for each greenhouse gas (CO<sub>2</sub>, CH<sub>4</sub>, N<sub>2</sub>O) are defined separately.

During calculation, the selected Global Warming Potential (GWP) values are applied to convert these gases to CO<sub>2</sub> equivalents.

Thus, for each dataset, the three gases are aggregated into a single CO<sub>2</sub>e-based emission factor.

$$EF_{CO_2e} = (EF_{CO_2} \times GWP_{CO_2}) + (EF_{CH_4} \times GWP_{CH_4}) + (EF_{N_2O} \times GWP_{N_2O})$$

This operation is automated according to the selected IPCC assessment report (AR4, AR5, or AR6).

If emission factors are already provided directly as CO<sub>2</sub>e (i.e., without gas breakdown), no GWP conversion is applied.

#### Emission Calculation with Activity Data

For each gas, emissions are computed by multiplying the gas-specific emission factor by its own GWP and the activity data (AD).

Total CO<sub>2</sub>e is the sum of the three components:

$$E_{Total\ tCO_2e} = AD \times (EF_{CO_2} \times GWP_{CO_2}) + AD \times (EF_{CH_4} \times GWP_{CH_4}) + AD \times (EF_{N_2O} \times GWP_{N_2O})$$

If separate emission factors by gas are not available, the system calculates using a single CO<sub>2</sub>e-based emission factor:

$$E_{Total}(tCO_2e) = AD \times EF_{CO_2e}$$

In this case, since there is no gas breakdown, no GWP conversion is applied.

### GWP Values Used (IPCC Reference)

Assessment Report	GWP (CO <sub>2</sub> )	GWP (CH <sub>4</sub> )	GWP (N <sub>2</sub> O)
AR4 (2007)	1	25	298
AR5 (2013)	1	28	265
AR6 (2021)	1	27.9	273

### Unit Conversions for Emission Factors (Use of Calorific Value and Density)

In Carbondeck, **unit conversions are performed on emission factors (EF), not on activity data.**

For certain conversions (e.g., TJ → m<sup>3</sup>), Calorific Value (CV) and **Density** are used.

The aim is to obtain an emission factor in the unit chosen by the user (e.g. tCO<sub>2</sub>e/TJ, tCO<sub>2</sub>e/m<sup>3</sup>, tCO<sub>2</sub>e/kg).

Two main scenarios:

#### A. TJ/Gg-Based Conversion (Energy-Based)

Applied when the emission factor is given in **TJ** and CV is provided as **TJ/Gg**.

$$EF(kg_{CO_2e}/kg) = EF(kg_{CO_2e}/TJ) \times CV(TJ/Gg) \times 10^{-6}$$

$$EF(kg_{CO_2e}/m^3) = EF(kg_{CO_2e}/kg) \times Density(kg/m^3)$$

**EF(TJ):** Energy-based emission factor

**CV(TJ/Gg):** Calorific value

10<sup>-6</sup> coefficient provides the Gg → kg conversion.

#### B. kcal/m<sup>3</sup>-Based Conversion (Volume-Based)

Applied when the emission factor is given in TJ and CV is provided as kcal/m<sup>3</sup>.

First, kcal/m<sup>3</sup> value is converted to a TJ basis.

$$EF(kg_{CO_2e}/m^3) = EF(kg_{CO_2e}/TJ) \times CV(kcal/m^3) \times 4.184 \times 10^{-6}$$

$$EF(kg_{CO_2e}/kg) = EF(m^3)/Density(kg/m^3)$$

1 kcal = 4.184 × 10<sup>-6</sup> MJ = 4.184 × 10<sup>-9</sup> TJ.

This converts kcal/m<sup>3</sup> values to a TJ basis.

### Biogenic Emission Calculation Methodology

Greenhouse gas emissions from biogenic sources (e.g. biomass, biofuels, biogas, organic waste) are considered as **biogenic (CO<sub>2</sub>)** and **non-biogenic (CH<sub>4</sub>, N<sub>2</sub>O)** components.

Per GHG Protocol and IPCC, **biogenic CO<sub>2</sub>** is treated as part of the natural carbon cycle and is **excluded from total CO<sub>2</sub>e**. Biogenic CO<sub>2</sub> is reported as **Information Only**, while CH<sub>4</sub> and N<sub>2</sub>O are included in the total CO<sub>2</sub>e.

$$ECO_2(bio) = AD \times EF_{CO_2(bio)}$$

$$ECH_4(bio) = AD \times EF_{CH_4(bio)}$$

$$EN_2O(bio) = AD \times EF_{N_2O(bio)}$$

$$ECO_2e(bio) = (EF_{CH_4(bio)} \times GWP_{CH_4} \times AD) + (EF_{N_2O(bio)} \times GWP_{N_2O} \times AD)$$

## 11.2 UNCERTAINTY CALCULATION METHODOLOGY

Uncertainty calculations are based on the **GHG Protocol Corporate Standard** and **ISO 14064-1:2018**. This method is applied to determine uncertainty for emission sources calculated via **indirect measurement**.

Uncertainty is computed by combining relative uncertainties for **Activity Data (AD)** and **Emission Factor (EF)**.

All calculations follow the GHG Protocol **Uncertainty Calculation Tool** methodology.

### Single-Source Calculation

For each emission source, the combined uncertainty ( $U_{combined}$ ) is calculated, then auxiliary variables ( $Variable_1$  and  $Variable_2$ ) are derived.

$$E = AD \times EF$$

$$U_{combined} = \sqrt{(U_{AD}^2 + U_{EF}^2)}$$

$$Variable_1 = E \times U_{combined}$$

$$Variable_2 = (Variable_1)^2$$

### Cumulative Uncertainty Calculation

The system-wide cumulative uncertainty is calculated as:

$$U_{total} = \frac{\sqrt{\sum Variable_2}}{\sum E}$$

The result represents the relative uncertainty of the system and is reported as a percentage:

$$U_{total}(\%) = U_{total} \times 100$$

### Uncertainty Levels

Uncertainty level indicates data reliability according to the total uncertainty ratio.

In line with GHG Protocol and IPCC 1996/2006 Guidelines, a typical reference for industrial processes is **~10%**.

Cumulative Uncertainty	Level	Description
≤ 10%	Good (Reliable)	High data reliability; uncertainty is acceptable.
> 10% – ≤ 13%	Moderate (Fair)	Medium uncertainty; improvements recommended.
> 13%	Low (Poor)	High uncertainty; methodology strengthening required.

### 11.3 UNIT CONVERSIONS

This table lists the core unit conversion factors used on the Carbondeck platform. All calculations use **main units**; user-provided inputs are converted via the factors below.

For energy, **NCV (Net Calorific Value)** and **Density** re applied where relevant. (See: *Unit Conversions for Emission Factors (Use of Calorific Value and Density)*)

#### Unit Conversion Table

Category	Source Unit	Target Unit	Conversion Factor	Equation
Distance	m	km	0.001	1 m = 0.001 km
	nmi	km	1.852	1 nmi = 1.852 km
	mi	km	1.609344	1 mi = 1.609344 km
	in	km	0.0000254	1 in = 0.0000254 km
	ft	km	0.0003048	1 ft = 0.0003048 km
	yd	km	0.0009144	1 yd = 0.0009144 km
Energy	J	kWh	0.0000002778	1 J = 2.778 × 10 <sup>-7</sup> kWh
	kJ	kWh	0.000278	1 kJ = 0.000278 kWh
	MJ	kWh	0.277777778	1 MJ = 0.277777778 kWh
	GJ	kWh	277.7777778	1 GJ = 277.7777778 kWh
	TJ	kWh	277,777.7778	1 TJ = 277,777.7778 kWh
	mmBtu	kWh	293.07107	1 mmBtu = 293.07107 kWh
	Btu	kWh	0.000293071	1 Btu = 0.000293071 kWh
	cal	kWh	0.00000116222	1 cal = 1.16222 × 10 <sup>-6</sup> kWh
	kcal	kWh	0.00116222	1 kcal = 0.00116222 kWh
	thm	kWh	29.30710702	1 thm = 29.30710702 kWh
	MWh	kWh	1000	1 MWh = 1000 kWh
Freight	ton-mile	tonne-km	1.609344	1 ton-mile = 1.609344 tonne-km
Travel	passenger-mile	passenger-km	1.609344	1 passenger-mile = 1.609344 passenger-km
Vehicle	vehicle-mile	vehicle*km	1.609344	1 vehicle-mile = 1.609344 vehicle-km
Volume	m <sup>3</sup>	L	1,000	1 m <sup>3</sup> = 1,000 L
	million L	L	1,000,000	1 million L = 1,000,000 L

Category	Source Unit	Target Unit	Conversion Factor	Equation
	gallon	L	3.78541178	1 gallon = 3.78541178 L
	scf	L	28.31684659	1 scf = 28.31684659 L
	bbl	L	158.987	1 bbl = 158.987 L
Weight	lb	kg	0.45359237	1 lb = 0.45359237 kg
	t	kg	1,000	1 t = 1,000 kg
	g	kg	0.001	1 g = 0.001 kg
	mg	kg	0.000001	1 mg = 0.000001 kg
	short ton	kg	907.18474	1 short ton = 907.18474 kg
	oz	kg	0.028349523	1 oz = 0.028349523 kg
	st (stone)	kg	6.35029318	1 st = 6.35029318 kg

## References

1. **GHG Protocol. (n.d.)**. Corporate Standard. Greenhouse Gas Protocol.
2. **GHG Protocol. (n.d.)**. Scope 2 Guidance. Greenhouse Gas Protocol.
3. **GHG Protocol. (n.d.)**. Scope 3 Calculation Guidance. Greenhouse Gas Protocol.
4. **British Standards Institution (BS), European Committee for Standardization (EN), International Organization for Standardization (ISO) (14064-1:2018)**. Greenhouse gases - Part 1: Specification with guidance at the organization level for quantification and reporting of greenhouse gas emissions and removals.
5. **IPCC. (2006)**. IPCC Guidelines for National Greenhouse Gas Inventories Volume 2 Chapter 3.
6. **IPCC. (2006)**. IPCC Guidelines for National Greenhouse Gas Inventories Volume 2 Chapter 1.
7. **IPCC. (2006)**. IPCC Guidelines for National Greenhouse Gas Inventories Volume 2 Chapter 2.
8. **IPCC. (2006)**. IPCC Guidelines for National Greenhouse Gas Inventories Volume 3 Chapter 7.
9. **IPCC/TEAP. (n.d.)**. Special Report: Safeguarding the Ozone Layer and the Global Climate System, Volume 9, Fire Protection.
10. **IPCC. (n.d.)**. Good Practice Guidance and Uncertainty Management in National Greenhouse Gas Inventories.
11. **IPCC. (2021)**. Climate Change 2021: The Physical Science Basis. Contribution of Working Group I to the Sixth Assessment Report of the Intergovernmental Panel on Climate Change.
12. **UK Government. (n.d.)**. Government conversion factors for company reporting.
13. **EPA. (n.d.)**. GHG Emission Factors Hub. United States Environmental Protection Agency.
14. **European Environment Agency. (n.d.)**. Emission Factor Database (EFDB).
15. **EXIOBASE. (n.d.)**. EXIOBASE: A detailed multi-regional environmentally extended supply and use table.
16. **Türkiye Cumhuriyeti Enerji ve Tabii Kaynaklar Bakanlığı. (n.d.)**. Elektrik Üretim Tüketim Emisyon Faktörleri.